

Friday, December 23, 2022

Number 53- Volume 15

### WEEKLY COMMODITY AT A GLANCE

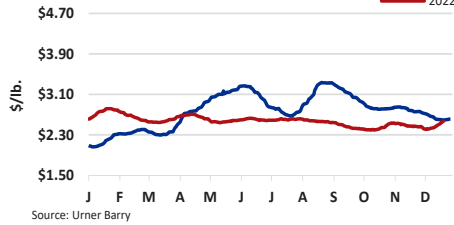
	This Week	Last Week	Last Year
Omaha, US No 2 Yellow Corn	UNQ	7.03	6.06
CBOT Soybean	1,479.00	1,480.00	1,359.25
NYMEX Light Crude Oil	79.56	74.29	75.98
Loose Lard, Chicago Basis	0.80	0.80	0.79
Edible Tallow, Chicago Basis	0.84	0.84	0.760
Beef Trimmings, 90% Fresh	245.00	241.00	280.00
Beef Trimmings, 50% Fresh	102.00	108.00	100.00
Aust/NZ Blend Cow 90% EC Spot	238.00	242.00	296.00
USDA Drop Credit	0.143	0.143	0.136
112A 3 Ribeye Roll, Lip-On CH	1,250.00	1,250.00	940.00
116A 3 Chuck Roll, Neck-Off CH	360.00	345.00	350.00
168 3 Round, Top (Inside) CH	270.00	240.00	300.00
180 3 Strip Loin, Bnls, 0x1 CH	600.00	555.00	630.00
136 Coarse Ground 81%	210.00	210.00	250.00
189A 4 Loin, Tenderloin, PSMO CH	1,650.00	1,625.00	1,400.00
Cattle-Fax, 6-State Fed Steer Price	155.55	155.91	135.26
Select Hams 20/23	87.00	88.00	53.00
Sq Cut Bellies 14/16	106.00	106.00	130.00
1/4 Trmd. Loins 21/dn	103.00	106.00	76.00
1/4 Tr Boston Butts 9/dn	119.00	123.00	115.00
Spareribs, Light, Fresh	132.00	128.00	173.00
Fresh Pork Trim (42%)	54.00	53.00	33.00
Fresh Pork Trim (72%)	72.00	79.00	72.00
Carcass Lamb Y4+55/65	4.46	4.46	5.31
Lamb Cuts, 204 Rack, 8-Rib, 7/Up	12.75	12.75	15.25
Lamb Cuts, 206 Shoulder, Cross Cut	4.55	4.55	4.75
Lamb Cuts, 232 Loin Trmd 4x4	8.50	8.50	11.00
Lamb Cuts, 234 Leg, Boneless	7.00	7.00	9.60
Carcass Veal, Hide-off, 255/315, NC	4.40	4.40	3.80
Veal Cuts, 306 Hotel Rack, 7-Rib 14/20	12.50	12.50	10.00
Veal Cuts, 310 Shoulder Clod 14/20	8.00	8.00	8.25
Veal Cuts, 332 Loin, 4x4 Trim 12/18	7.05	7.05	7.00
Veal Cuts, 363A Leg, TBS 3-Pc 24/32	10.75	10.75	10.50

Quotes represent the high side of Friday's trading range

### RIEMANN CONTRACT SETTLEMENTS

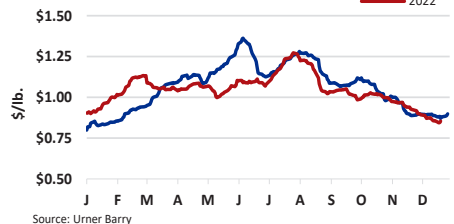
	12/23	12/16	12/9
Weekly Imported Aust/NZ Blend Cow 90% EC 7:45	2.37	2.40	2.43
Weekly Weighted Average Blended Boxed Beef Cutout Index	260.25	250.13	240.86

### UB Beef Index



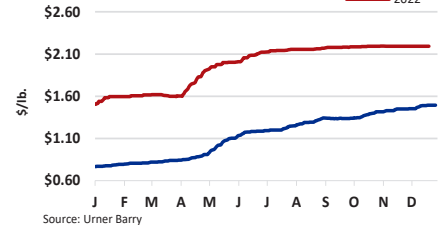
Source: Urner Barry

### UB Pork Cutout



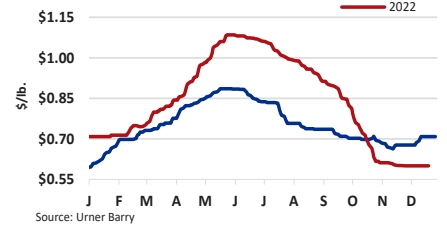
Source: Urner Barry

### UB Turkey Index



Source: Urner Barry

### UB Chicken Index



Source: Urner Barry

### EST. DAILY CATTLE SLAUGHTER

	M	T	W	TH	F	S	Total
TW	100	124	122	113	104	3	566
LW	125	121	118	122	119	20	625
*LY	121	120	122	115	9	0	487

### EST. DAILY HOG SLAUGHTER

	M	T	W	TH	F	S	Total
TW	479	489	460	259	96	3	1,786
LW	490	481	490	475	449	207	2,592
*LY	482	478	465	454	47	0	1,925

### EST. DAILY SHEEP SLAUGHTER

	M	T	W	TH	F	S	Total
TW	9	7	6	5	3	0	30
LW	9	8	6	7	5	0	35
*LY	11	8	8	7	1	0	35

### EST. DAILY CALVES SLAUGHTER

	M	T	W	TH	F	S	Total
TW	2	1	1	1	1	0	6
LW	2	1	1	1	1	0	6
*LY	1	2	2	2	1	0	8

### EST. DAILY COW & BULL SLAUGHTER

	F	S	M	T	W	TH	Total
LW	12/9	12/10	12/12	12/13	12/14	12/15	Total
	27	8	27	29	29	29	149
TW	12/16	12/17	12/19	12/20	12/21	12/22	Total
	28	9	27	28	30	28	150
*LY	28	12	27	28	27	26	148

\*Last Year's numbers are rounded

### FOREIGN EXCHANGE RATES

	This Week	Last Week	Last Year
Australia, Dollar	0.669	0.670	0.726
Mexico, Peso	19.463	19.752	20.578
Canada, Dollar	1.360	1.366	1.279
Japan, Yen	132.820	136.906	114.725
China, Yuan (RMB)	6.983	6.971	6.364
Brazil, Real	5.160	5.280	5.635
South Korea, Won	1,279.87	1,308.77	1,186.96
Taiwan, Dollar	30.756	30.709	27.637
European Union, Euro	1.061	1.064	1.133

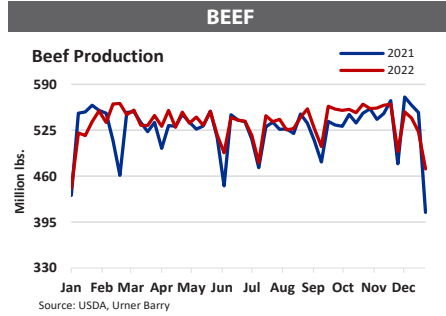
### COLD STORAGE STOCKS

(Pounds in Thousands)	11/30/21	10/31/22	11/30/22
Beef in Freezer, Bnls	451,639	460,409	477,176
Cuts	38,775	49,863	44,693
<b>Total Beef</b>	<b>490,414</b>	<b>510,272</b>	<b>521,869</b>
<b>PORK &amp; OTHER</b>	<b>11/30/21</b>	<b>10/31/22</b>	<b>11/30/22</b>
Pork in Freezer, Picnics	6,080	6,847	5,005
Hams	76,788	121,624	55,111
Bellies	25,224	40,247	54,359
Loins	38,522	39,389	39,957
Spareribs	75,597	110,053	112,109
Butts	17,113	20,522	21,839
Trimmings	48,979	38,417	44,916
Other Pork in Freezer	50,533	54,943	50,944
<b>Total</b>	<b>402,189</b>	<b>509,669</b>	<b>454,200</b>
Veal in Freezer	4,283	2,585	2,217
Lamb & Mutton in Freezer	23,487	28,652	29,684
<b>Total</b>	<b>27,770</b>	<b>31,237</b>	<b>31,901</b>

Data Updated: December 22, 2022

URNER BARRY'S WEEKLY RED MEAT INSIDER'S REPORT is available on FoodMarket.com and through Urner Barry's flagship service Comtell Online. FoodMarket is available for \$37.00 a month.

UB BEEF CUTOUT Dec-23 v. Dec-16				
	CHOICE	SELECT	NO-ROLL	CAB
Rib	0.98%	-3.12%	4.05%	-0.86%
Chuck	6.44%	5.79%	4.59%	0.15%
Round	7.59%	2.55%	2.29%	2.37%
Loin	4.07%	3.81%	1.23%	2.73%
Brisket	8.22%	8.22%	8.61%	-4.47%
Plate	1.37%	1.37%	1.37%	0.76%
Flank	3.28%	4.67%	2.79%	-1.16%
<b>Total</b>	<b>4.45%</b>	<b>2.79%</b>	<b>3.13%</b>	<b>0.80%</b>



**BEEF COMMENTARY**  
 Movement within the boxed beef market this week was more active than many expected early off. Slowed production hours as the week went, whether from plant issues or weather conditions, nerves seemed to set in a bit on the buyside. This in turn led most items higher throughout. The supply picture by the end of the week turned towards barely adequate across most lines.

**LIVE CATTLE:** Volume in all regions was mostly too light to trend but trade was steady to \$1.00/cwt higher in the South at \$155.00 - \$156.00/cwt. Prices in Nebraska were up \$1.00/cwt at mostly \$249.00/cwt dressed (full range \$248.00 - \$249.00/cwt). A few sales occurred in Iowa at \$157.00/cwt live and \$249.00/cwt dressed (full range \$155.00 - \$157.00, \$246.00 - \$249.00/cwt)

**SLAUGHTER & BEEF PRODUCTION:** The weekly federally inspected slaughter was 566,000 head. Live weights ended the week up 3 pounds to 1392 pounds. Dressed weights were unchanged at 839 pounds.

**RIBS:** The rib complex in general held steady to slightly better across most key lines. Select graded product did come under some rather steep discounting as the week went on as focus shifted towards January. Foodservice was said to still be on the hunt for quick ship needs early on and this kept values steady around choice items.

**CHUCKS:** The chuck complex held steady to full steady tones across most items. With sellers in the driver seat, clods, chuck rolls, and chuck tenders saw sizeable moves north. Spot inventories continued to be very light and command a premium.

**ROUNDS:** The large majority of items moved higher on the week within the round complex. Limited supplies combined with lighter production schedules and colder weather throughout the country coming left buyers with little choice other than to pay asking prices in most instances.

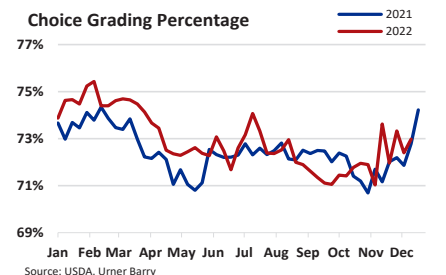
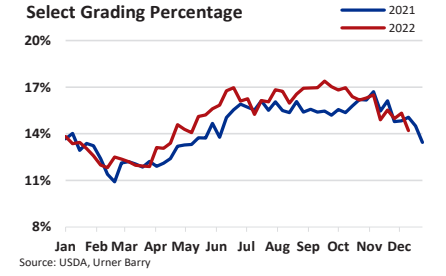
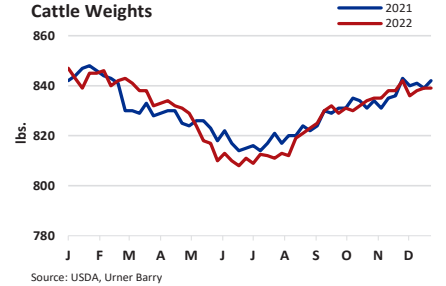
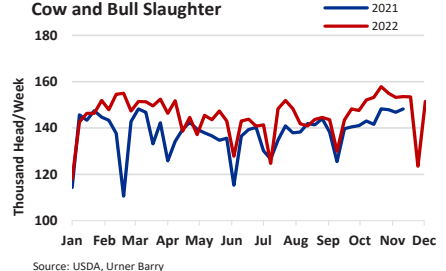
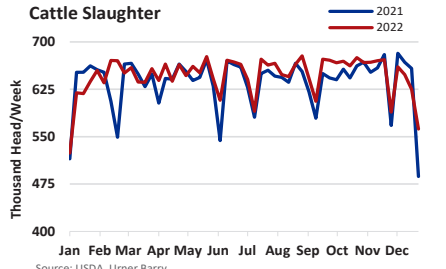
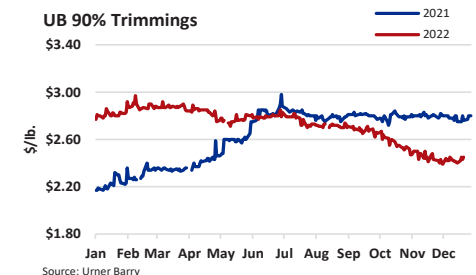
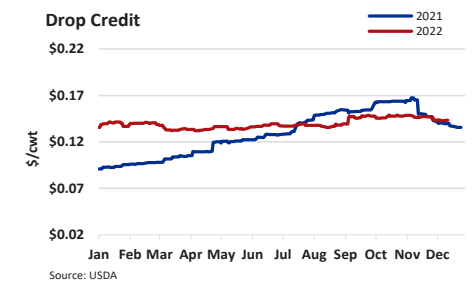
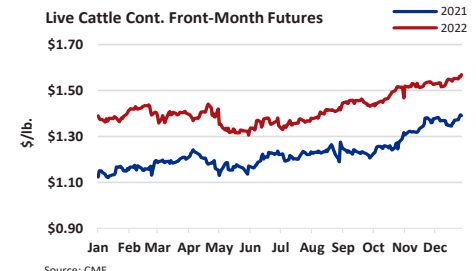
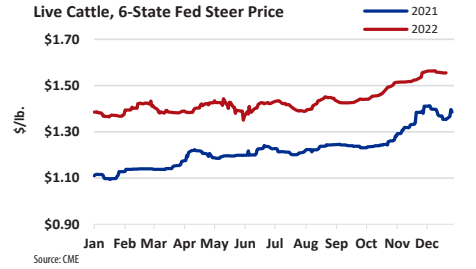
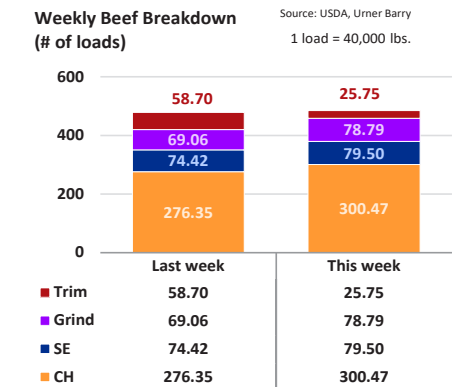
**LOINS:** With focus shifting towards more value-oriented items, loins found considerable interest throughout the week. Short loins, strips, and tenderloins all saw quotations move higher. Tenderloins posted a fresh all-time high for the month of December this week. Foodservice is said to be the culprit behind the lack of post-holiday discounting as a strong consumer base seems to still be evident.

**GROUND BEEF:** Coarse grind values were largely unchanged in most cases. 73% was the lone exception, trading ranges widened considerably to the top side. Supplies were fairly irregular once more.

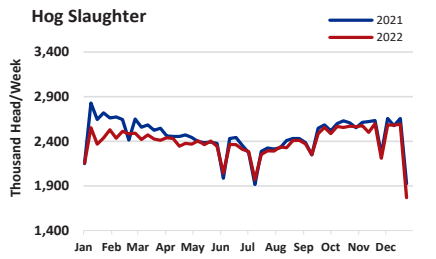
**BONELESS BEEF:** Leaner boneless beef was mixed as availability varied noticeably from region to region. The market for fresh 50s was unsettled. Holiday scheduling and winter storms added some uncertainty in these markets this week. Cattle slaughter numbers were noticeably lower this week.

UB BEEF CUTOUT-CH/SE SPREAD (\$/cwt)					
	M	T	W	TH	F
TW	32.38	30.39	33.23	34.38	34.81
*LW	29.26	29.10	29.64	29.36	29.78

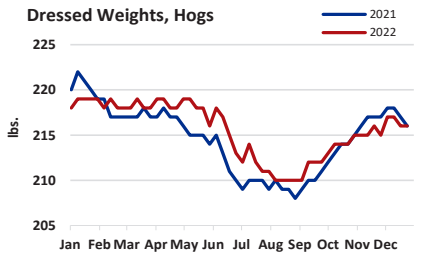
\*Last Week's numbers are rounded



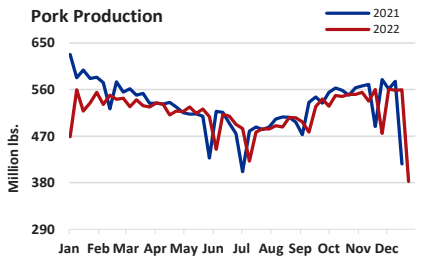
**PORK PRODUCTION**



Source: USDA, Urner Barry



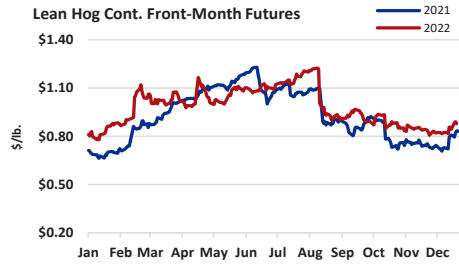
Source: USDA, Urner Barry



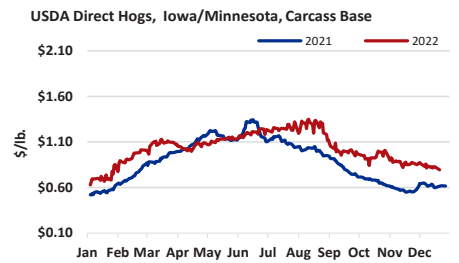
Source: USDA, Urner Barry

**LIVE HOGS & CUTOUT**

PORK CUTOUT	Dec-16	Dec-23	Change
Loin	82.660	82.740	0.080
Butt	103.080	100.730	-2.350
Picnic	89.870	86.520	-3.350
Sparerib	122.200	124.130	1.930
Ham	82.750	82.460	-0.290
Belly	92.330	94.150	1.820
<b>Cutout Value</b>	<b>85.627</b>	<b>85.342</b>	<b>-0.285</b>



Source: CME



Source: USDA, Urner Barry

**PORK COMMENTARY**

This week in pork, the holiday market combined with a severe winter weather market to make for unsettled, low volume trade. Urner Barry's pork carcass cutout decreased by .33 percent during the week. Estimates of margins for outside purchasers of hogs on Thursday were \$11.31/head while margins for vertically integrated packers were estimated at -\$20.20/head.

**PORK PRODUCTION:** The SJ\_LS712 (Estimated Meat Production Under Federal Inspection) was not available at the time of publishing this report.

**GREEN MEATS:** The green meat complex ended the week on an unsettled note. The reduced production brought about by winter weather disruptions, combined with planned holiday downtime, tightened supplies toward the end of the week and resulted in supported or mixed trade. Heavy bone-in hams, bellies, and some trimmings, including 42s, closed the week with modest gains as a result.

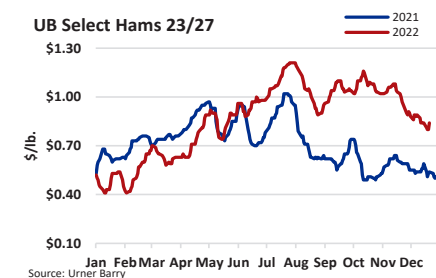
**HAMS:** Bone-in ham values were \$2.00/cwt weaker to \$0.50/cwt firmer, while boneless cuts closed mostly unchanged.

**BELLIES:** Skinless bellies were \$4.50/cwt to \$8.00/cwt firmer.

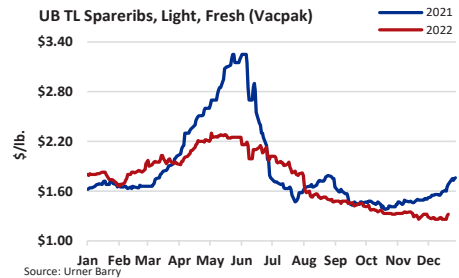
**TRIMMINGS:** 42s were \$1.50/cwt firmer while 72s decreased \$6.00/cwt. Meanwhile, boneless picnics were flat on the week.

**RETAIL:** ¼ inch bone-in loins were \$3.00/cwt weaker while 1/8-inch cuts increased by \$3.00/cwt. Boneless strap-ons increased \$3.00/cwt while strap-offs were \$2.00/cwt weaker. Bone-in sirloins were \$0.50/cwt firmer while boneless sirloins were \$2.50/cwt weaker. Tenderloins were \$5.00/cwt firmer on average. 1/4" bone-in butts were \$4.00/cwt lower while boneless butts gained \$5.50/cwt. Light spareribs were up \$4.50/cwt while medium spareribs were down \$0.50/cwt.

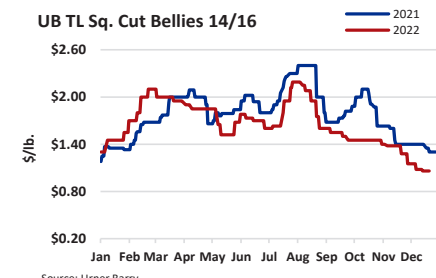
**PORK PROCESSING ITEMS & RETAIL CUTS**



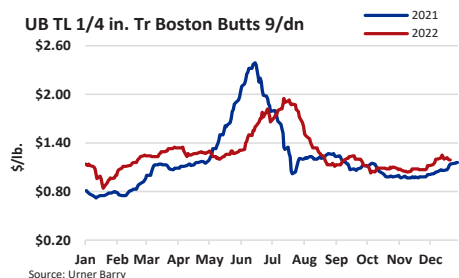
Source: Urner Barry



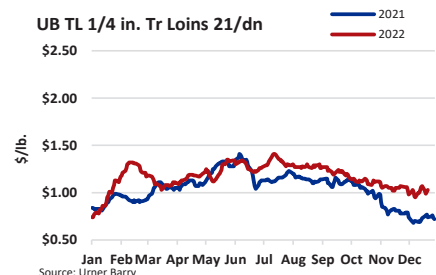
Source: Urner Barry



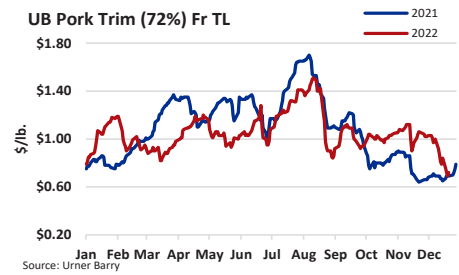
Source: Urner Barry



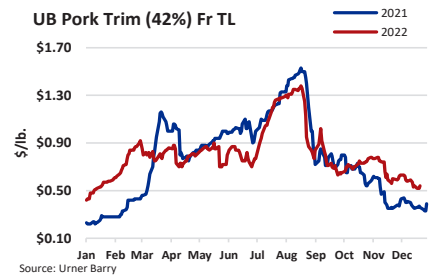
Source: Urner Barry



Source: Urner Barry

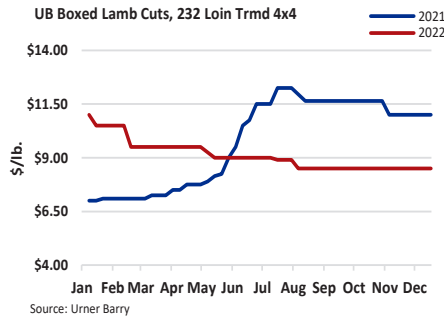
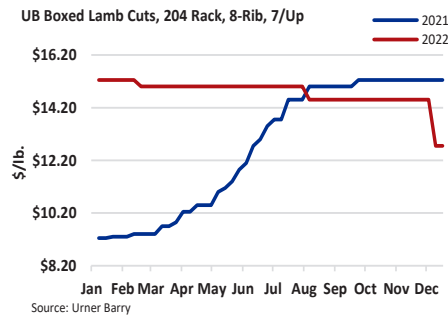
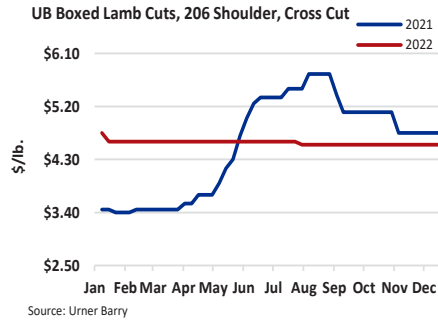
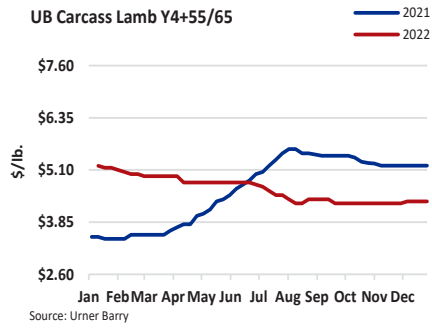


Source: Urner Barry



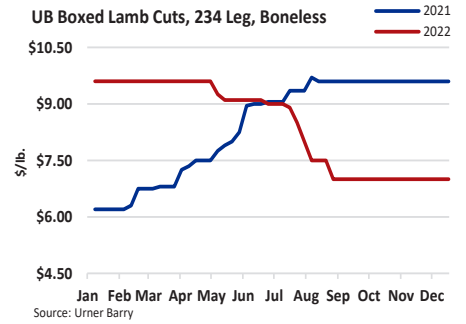
Source: Urner Barry

LAMB

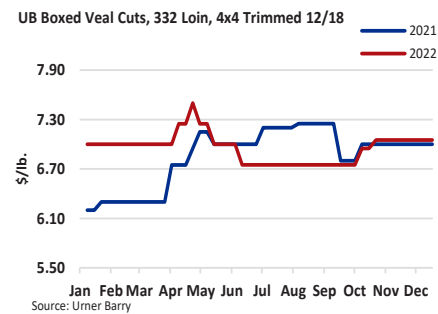
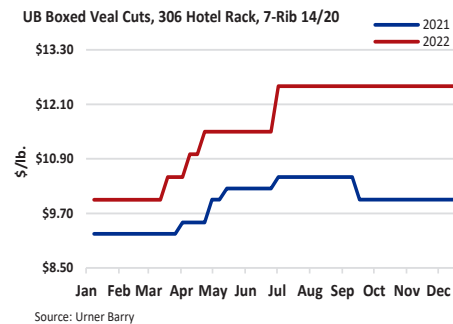
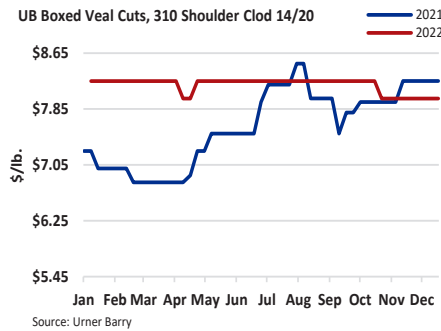
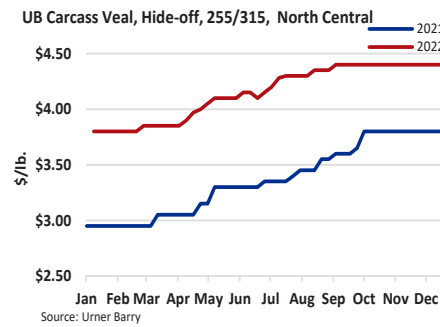


LAMB COMMENTARY

In domestic lamb this week, minimal changes were uncovered amid the impending holiday this upcoming weekend. In addition to slow movement around the holiday, inclement weather around the US significantly disrupted transportation of product. In the most recent Estimated Weekly Meat Production Under Federal Inspection report, the slaughter figure came in at 35,000 head which was even with last week and 4,000 under a year ago. For weights, they came in at 126 pounds on average, which was even with last week and 1 pound heavier than the same week a year ago.

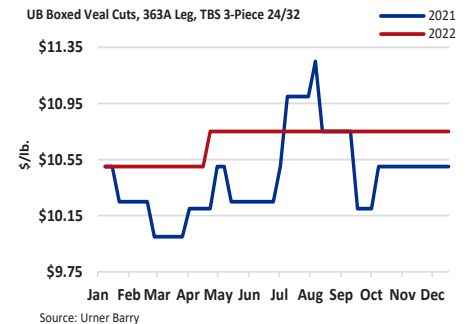


VEAL

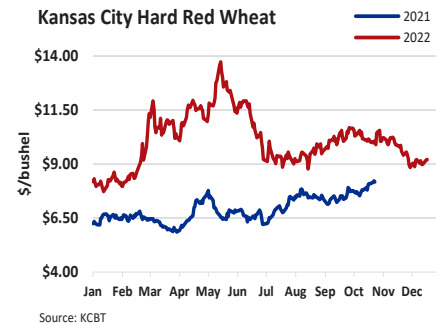
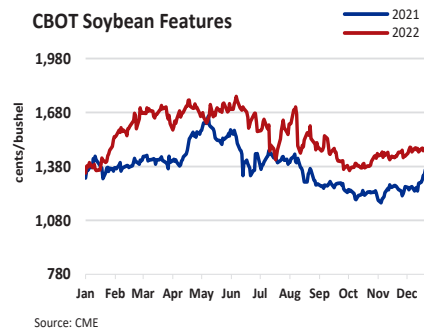
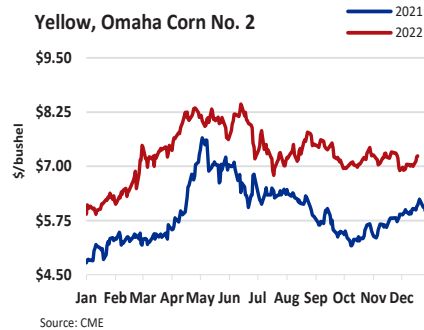


VEAL COMMENTARY

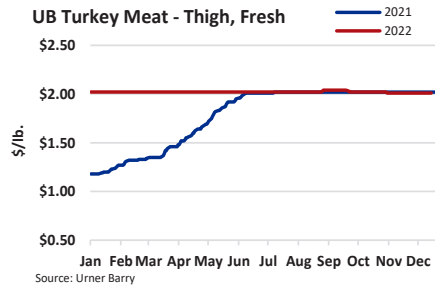
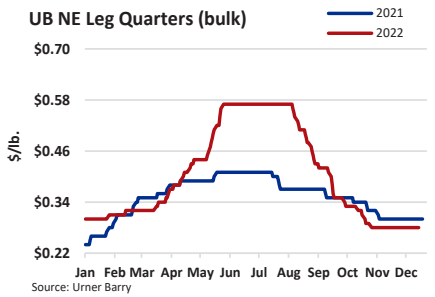
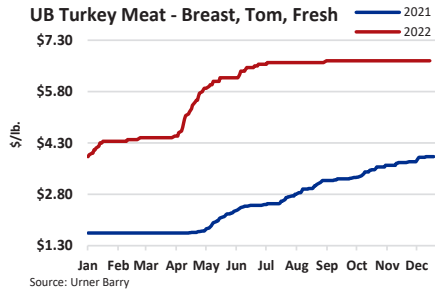
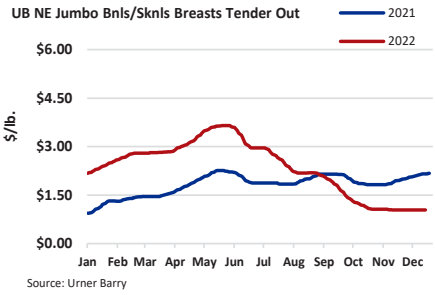
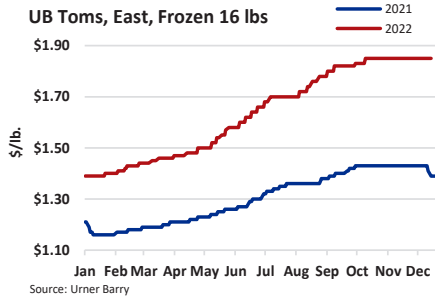
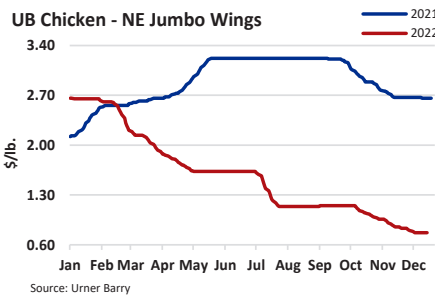
In veal this week, both carcasses and boxed cuts traded in light to moderate volume within the previously quoted price ranges. Being that this is a pre-holiday week, activity was generally on the quieter side. Supplies were considered tighter than they were a year ago, which helped keep popular items such as racks supported. Racks remained at all-time high levels, with 6 rib racks seeing a weekly average of \$19.50/lb at a wholesale level. In the most recent USDA Special Fed Veal Report, slaughter figures were at 2,418 head, which was 249 head less than last week and 732 less than year ago figures. For weights, the figure came in at an average of 295.3 pounds, which was 3.7 pounds less than last week and 23.2 pounds heavier than this same week last year.



FEEDS: CORN, SOY BEAN, RED WHEAT



**POULTRY**



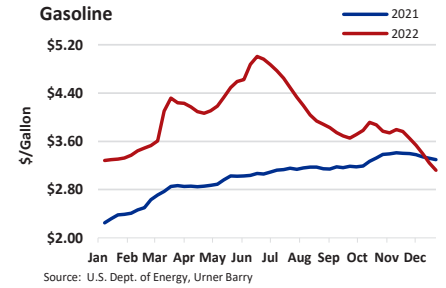
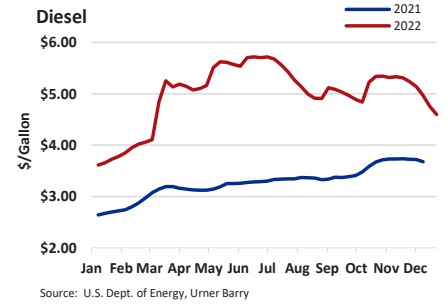
**POULTRY COMMENTARY**

WOGs and whole chickens are mostly steady with very little market-swaying activity crossing our desk. The same can be said for bone-in breasts and front halves. Boneless breasts remain under downward price pressure. This is particularly true when speaking about product in combo bins. Wings remain overlooked by most buyers, while tenders find a home without trouble at supportive price points. Bone-in back half items are stable and quiet. Selling sentiment ranges from neutral to upbeat depending on the player in question and their exposure to the export arena. Leg meat and thigh meat are fully adequate in keeping up with a moderate at best call.

Whole-body toms and hens are well-accounted for. HPAI leaves sellers maintaining a firm grasp on finite availability. Consumer-sized breasts are uncovered without trouble, while institutional sizes prove to be more difficult to unearth.

Moving to parts, drums remain the most actively pursued item. Buyers of whole wings and necks continue to test the willingness of marketers to entertain lower bids. Two-joint wings are well-supported. Gizzards search for support at lower values. Fresh tom meat is barely adequate in keeping up with the call. Frozen offerings, on the other hand, can be had at, or below listed levels. Thigh meat is viewed in a positive light overall.

**ENERGY**



**ANNOUNCEMENT**

**Urner Barry Price Reporting Receives Independent Assurance of IOSCO Compliance Achieving the Gold Standard for Price Reporting**

For over 160 years, Urner Barry has been the trusted source for benchmark pricing in the food and agriculture industry. Now, the company has successfully completed an independent review of its price reporting methodology and control procedures, confirming Urner Barry's processes are aligned with the International Organization of Securities Commissions (IOSCO) Principles for Price Reporting Agencies (PRAs).

The Type 1 assurance report, issued by auditor BDO, examined eight benchmark price indices.

*"Our clients require the highest quality information to effectively conduct their business and navigate the supply chain," said Urner Barry CEO, Joe Muldowney. "This independent assurance review reflects the pledge we undertake to provide them with robust, independent, and accurate market coverage."*

Read more about the latest quality assurance [HERE](#)

**Contributors:**

- Joe Muldowney - joemo@urnerbarry.com
- Russ Whitman - rwhitman@urnerbarry.com
- Russ Barton- rbarton@urnerbarry.com
- Gary Morrison- gmorrison@urnerbarry.com
- Bill Smith - bsmith@urnerbarry.com
- Matt Busardo - mbusardo@urnerbarry.com
- Dylan Hughes - dhughes@urnerbarry.com
- Ryan Hojnowski - rhojnowski@urnerbarry.com
- Todd Unger - tunger@urnerbarry.com

This report is offered to you conditioned on your acceptance without modification of the terms, conditions, and notices contained herein. Please read the End-User License Agreement (the "Agreement), a copy of which is available at www.urnerbarry.com before utilizing this Urner Barry product. Your use of a particular UB Product(s) may also be subject to additional terms set forth in the Agreement. Your use of the UB Product(s) constitutes your acceptance of all of the terms, conditions, and notices set forth in the Agreement. Urner Barry reserves the right to amend, remove, or add to these terms, conditions and notices at any time without notice. Accordingly please continue to review the Agreement whenever accessing or using the UB Product(s). If at any time you do not accept the Agreement along with the terms and conditions outlined in the Services and Products Order Form, you may not use this or any UB Product. Commodity Indices, Cattle Fax, Daily Beef Quotations, Daily Pork Quotations, Daily Lamb & Veal Quotations, Daily Poultry Quotations, Beef and Pork Futures, USDA Direct Hogs, are quoted in \$/lb; USDA Slaughter is quoted as Head in Thousands; USDA Production is quoted as Pounds in Millions; USDA Weights are quoted in Pounds; USDA Drop credit is quoted in \$/cwt live; Feeds are quoted in \$/Bushel; Gasoline & Diesel are quoted in Cents/Gallon.