

Friday, December 30, 2022

Number 54- Volume 15

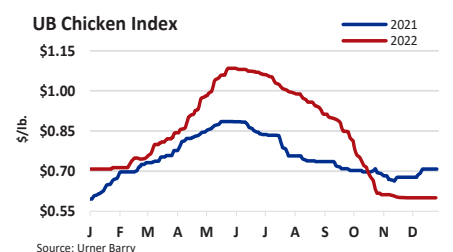
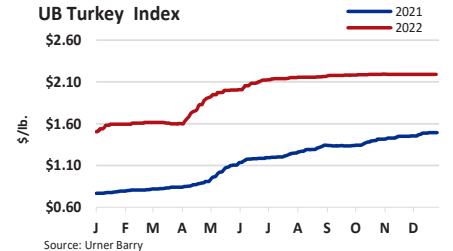
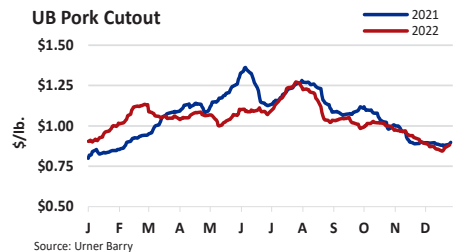
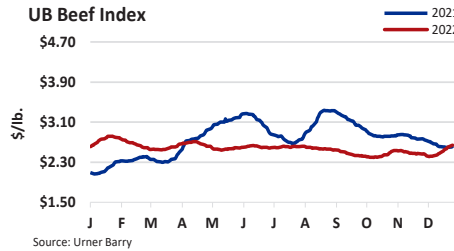
WEEKLY COMMODITY AT A GLANCE

	This Week	Last Week	Last Year
Omaha, US No 2 Yellow Corn	UNQ	UNQ	5.97
CBOT Soybean	1,519.25	1,479.00	1,327.75
NYMEX Light Crude Oil	80.26	79.56	76.99
Loose Lard, Chicago Basis	0.80	0.80	0.79
Edible Tallow, Chicago Basis	0.84	0.84	0.760
Beef Trimmings, 90% Fresh	246.00	245.00	280.00
Beef Trimmings, 50% Fresh	105.00	102.00	102.00
Aust/NZ Blend Cow 90% EC Spot	238.00	238.00	293.00
USDA Drop Credit	0.000	0.143	0.136
112A 3 Ribeye Roll, Lip-On CH	1,250.00	1,250.00	940.00
116A 3 Chuck Roll, Neck-Off CH	390.00	360.00	365.00
168 3 Round, Top (Inside) CH	290.00	270.00	300.00
180 3 Strip Loin, Bnls, 0x1 CH	700.00	600.00	630.00
136 Coarse Ground 81%	220.00	210.00	250.00
189A 4 Loin, Tenderloin, PSMO CH	1,650.00	1,650.00	1,400.00
Cattle-Fax, 6-State Fed Steer Price	155.55	155.91	135.26
Select Hams 20/23	86.00	87.00	52.00
Sq Cut Bellies 14/16	106.00	106.00	130.00
1/4 Trmd. Loins 21/dn	111.00	103.00	72.00
1/4 Tr Boston Butts 9/dn	126.00	119.00	116.00
Spareribs, Light, Fresh	131.00	132.00	176.00
Fresh Pork Trim (42%)	60.00	54.00	39.00
Fresh Pork Trim (72%)	81.00	72.00	79.00
Carcass Lamb Y4+55/65	4.46	4.46	5.31
Lamb Cuts, 204 Rack, 8-Rib, 7/Up	12.25	12.75	15.25
Lamb Cuts, 206 Shoulder, Cross Cut	4.55	4.55	4.75
Lamb Cuts, 232 Loin Trmd 4x4	8.50	8.50	11.00
Lamb Cuts, 234 Leg, Boneless	7.00	7.00	9.60
Carcass Veal, Hide-off, 255/315, NC	4.40	4.40	3.80
Veal Cuts, 306 Hotel Rack, 7-Rib 14/20	12.50	12.50	10.00
Veal Cuts, 310 Shoulder Clod 14/20	8.00	8.00	8.25
Veal Cuts, 332 Loin, 4x4 Trim 12/18	7.05	7.05	7.00
Veal Cuts, 363A Leg, TBS 3-Pc 24/32	10.75	10.75	10.50

Quotes represent the high side of Friday's trading range

RIEMANN CONTRACT SETTLEMENTS

	12/30	12/23	12/16
Weekly Imported Aust/NZ Blend Cow 90% EC 7:45	2.37	2.37	2.40
Weekly Weighted Average Blended Boxed Beef Cutout Index	272.44	260.25	250.13



EST. DAILY CATTLE SLAUGHTER

	M	T	W	TH	F	S	Total
TW	6	128	128	126	122	37	547
LW	100	124	122	113	104	3	566
*LY	113	121	118	115	56	0	524

EST. DAILY HOG SLAUGHTER

	M	T	W	TH	F	S	Total
TW	19	482	484	480	477	244	2,186
LW	479	489	460	259	109	3	1,799
*LY	469	476	473	457	280	0	2,154

EST. DAILY SHEEP SLAUGHTER

	M	T	W	TH	F	S	Total
TW	0	7	7	8	4	0	26
LW	9	7	6	5	3	0	30
*LY	8	9	8	6	1	0	31

EST. DAILY CALVES SLAUGHTER

	M	T	W	TH	F	S	Total
TW	0	1	1	1	1	0	4
LW	2	1	1	1	1	0	6
*LY	1	2	2	2	1	0	7

EST. DAILY COW & BULL SLAUGHTER

	F	S	M	T	W	TH	Total
LW	12/16	12/17	12/19	12/20	12/21	12/22	150
TW	28	9	27	28	30	28	150
LW	12/23	12/24	12/26	12/27	12/28	12/29	111
TW	25	2	1	27	28	28	111
*LY	1	0	24	28	28	27	108

*Last Year's numbers are rounded

FOREIGN EXCHANGE RATES

	This Week	Last Week	Last Year
Australia, Dollar	0.679	0.669	0.768
Mexico, Peso	19.523	19.463	19.888
Canada, Dollar	1.353	1.360	1.275
Japan, Yen	131.880	132.820	103.107
China, Yuan (RMB)	6.898	6.983	6.460
Brazil, Real	5.286	5.160	5.221
South Korea, Won	1,254.87	1,279.87	1,084.87
Taiwan, Dollar	30.708	30.756	28.073
European Union, Euro	1.066	1.061	1.227

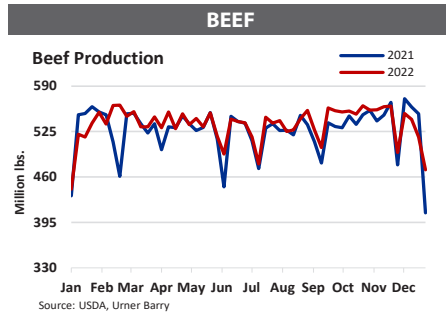
COLD STORAGE STOCKS

(Pounds in Thousands)	11/30/21	10/31/22	11/30/22
Beef in Freezer, Bnls	451,639	460,409	477,176
Cuts	38,775	49,863	44,693
Total Beef	490,414	510,272	521,869
PORK & OTHER	11/30/21	10/31/22	11/30/22
Pork in Freezer, Picnics	6,080	6,847	5,005
Hams	76,788	121,624	55,111
Bellies	25,224	40,247	54,359
Loins	38,522	39,389	39,957
Spareribs	75,597	110,053	112,109
Butts	17,113	20,522	21,839
Trimmings	48,979	38,417	44,916
Other Pork in Freezer	50,533	54,943	50,944
Total	402,189	509,669	454,200
Veal in Freezer	4,283	2,585	2,217
Lamb & Mutton in Freezer	23,487	28,652	29,684
Total	27,770	31,237	31,901

Data Updated: December 22, 2022

URNER BARRY'S WEEKLY RED MEAT INSIDER'S REPORT is available on FoodMarket.com and through Urner Barry's flagship service Comtell Online. FoodMarket is available for \$37.00 a month.

UB BEEF CUTOUT Dec-30 v. Dec-23				
	CHOICE	SELECT	NO-ROLL	CAB
Rib	-0.40%	0.12%	2.96%	-0.86%
Chuck	2.42%	3.37%	3.49%	0.15%
Round	3.13%	5.75%	3.89%	2.37%
Loin	3.99%	6.37%	1.52%	2.73%
Brisket	8.43%	8.43%	0.01%	-4.47%
Plate	4.77%	4.77%	4.77%	0.76%
Flank	1.61%	1.61%	0.07%	-1.16%
Total	2.62%	4.24%	2.82%	0.80%



BEEF COMMENTARY

With back-to-back holiday weeks, production schedules were once again on the lighter side and this in-turn gave sellers significant confidence in the market this week. Buyers felt little risk to the downside given these factors which led the bulk of quotations higher. Many participants have noted an increased interest from the retail sector for January, which built some confidence around consumer spending heading into January.

LIVE CATTLE: Trade was up \$1.00/cwt in the South at \$157.00/cwt. Prices in Iowa were steady to up \$3.00/cwt at mostly \$157.00 to \$160.00/cwt live (full range \$155.00 - \$160.00/cwt). Dressed trade in the North took place between \$250.00 to \$252.00/cwt (full range \$246.00 - \$252.00)

SLAUGHTER & BEEF PRODUCTION: The weekly federally inspected slaughter was 547,000 head. Live weights ended the week down two pounds to 1390 pounds. Dressed weights were down three pounds to 836 pounds.

RIBS: This area held fairly steady throughout the week as spot needs continued to carry a premium while the forward period saw discounting. Not a surprise given the date on the calendar, sellers have been pleasantly surprised around the resilience seen this year. Export ribs were the only item to see quotations adjusted downwards.

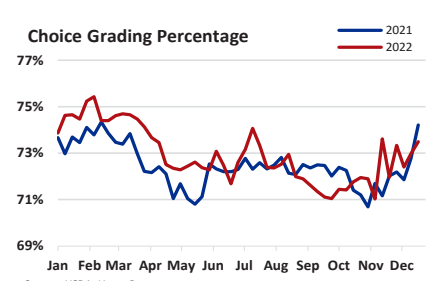
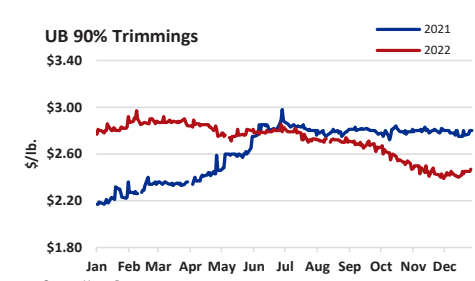
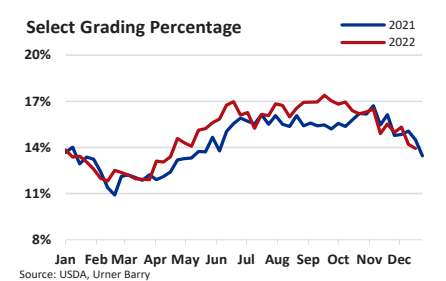
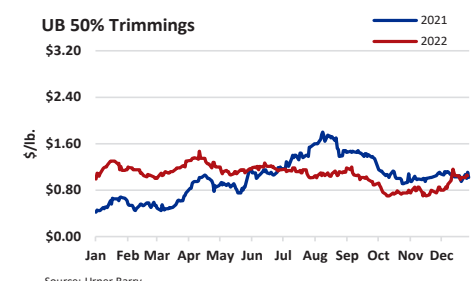
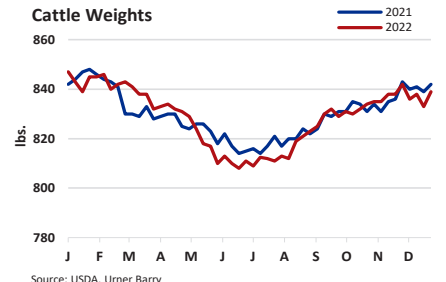
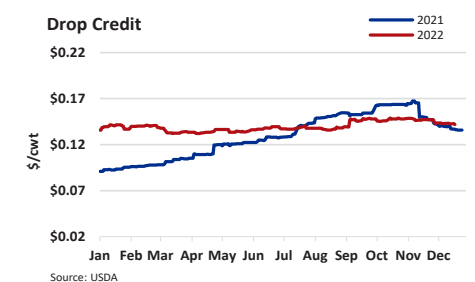
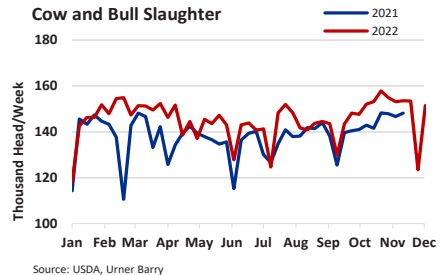
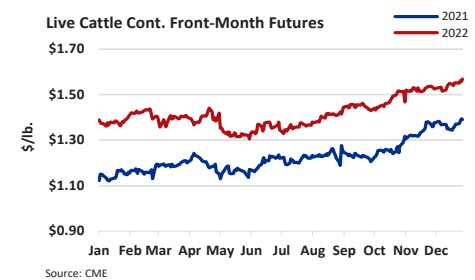
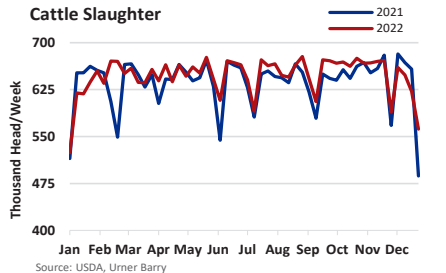
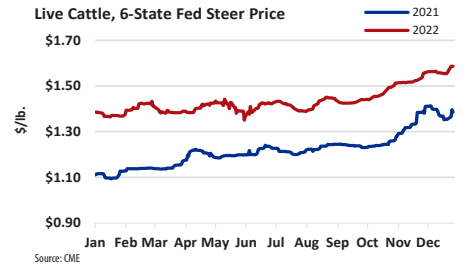
CHUCKS: The majority of items in the chuck complex moved higher on lighter production schedules. Weather related events seemed to add another layer of support for these items. Trading ranges were a bit wider again this week as there is still a disparity between sellers in regard to positions and availability.

ROUNDS: Tones within the round complex kept pace with the chuck. Lighter slaughters combined with heightened interest out of retail led most quotations higher.

LOINS: With value driven decisions running top of mind for most, loins have become an attractive area when compared to other middle meat items. Strips and Top Butts led the way higher for these items. With sellers holding onto the current leverage they wield, spot prices inched higher for the majority of cuts. Select items saw the largest changes due to a better performing grade and reduced slaughter.

GROUND BEEF: Coarse grinds were quietly unchanged in most instances. With reduced slaughters back-to-back weeks, 73% and 81% coarse grinds were the lone movers higher.

BONELESS BEEF: Fresh 90s were about steady this week. Buying interest appeared to improve a little as the week progressed. Tones for the fresh 50s were mixed this week. Uncertainty in the market could be attributed to the back-to-back shortened holiday weeks and recent weather disruptions. Supplies were reportedly tighter than expected in some areas.

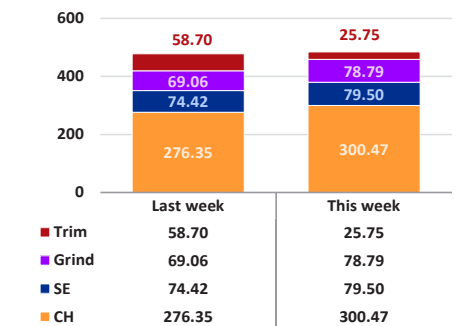


UB BEEF CUTOUT-CH/SE SPREAD (\$/cwt)

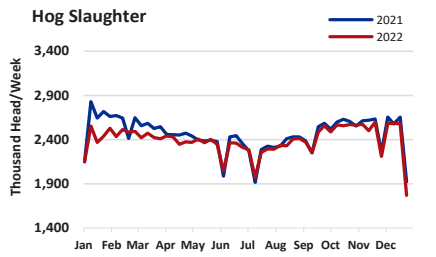
	M	T	W	TH	F
TW	-	35.54	31.43	32.42	32.00
*LW	32.38	30.39	33.23	34.38	34.81

*Last Week's numbers are rounded

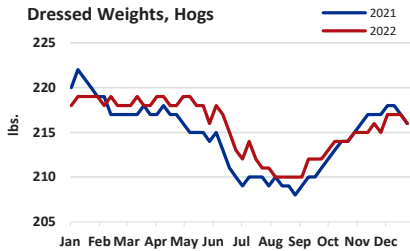
Weekly Beef Breakdown (# of loads) Source: USDA, Urner Barry
1 load = 40,000 lbs.



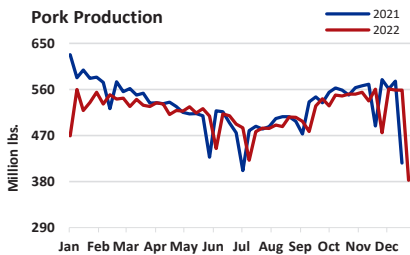
PORK PRODUCTION



Source: USDA, Urner Barry



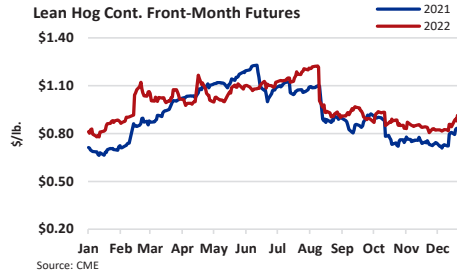
Source: USDA, Urner Barry



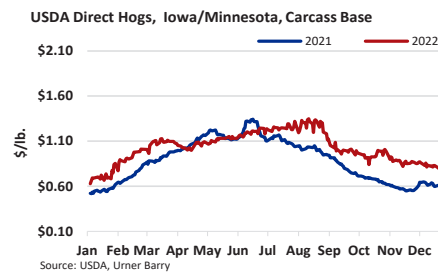
Source: USDA, Urner Barry

LIVE HOGS & CUTOUT

PORK CUTOUT	Dec-23	Dec-30	Change
Loin	82.740	88.520	5.780
Butt	100.730	105.510	4.780
Picnic	86.520	86.670	0.150
Sparerib	124.130	125.820	1.690
Ham	82.460	84.540	2.080
Belly	94.150	98.070	3.920
Cutout Value	85.342	88.551	3.209

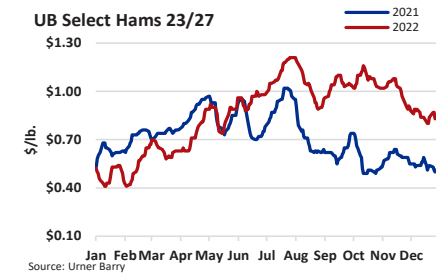


Source: CME

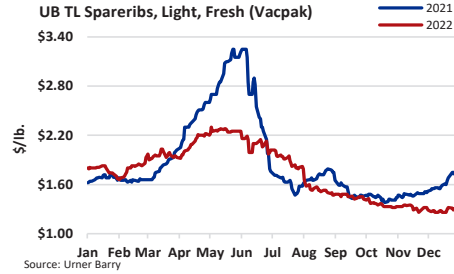


Source: USDA, Urner Barry

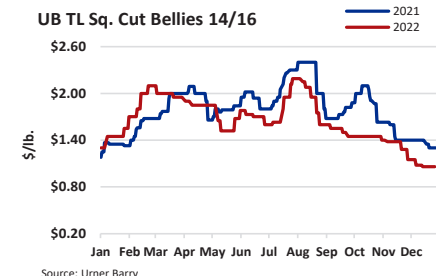
PORK PROCESSING ITEMS & RETAIL CUTS



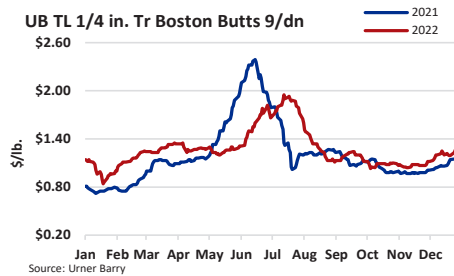
Source: Urner Barry



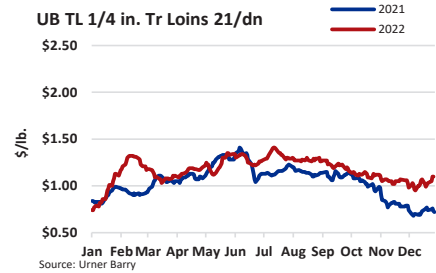
Source: Urner Barry



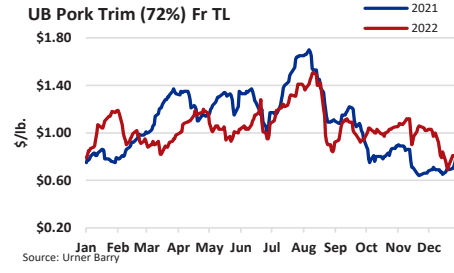
Source: Urner Barry



Source: Urner Barry



Source: Urner Barry



Source: Urner Barry

PORK COMMENTARY

This week in pork, pre- and post-holiday market influences, weather disruptions, and last week's light slaughter figures influenced pork trade. Urner Barry's pork carcass cutout increased by 3.76 percent during the week. Estimates of margins for outside purchasers of hogs on Thursday were \$18.40/head while margins for vertically integrated packers were estimated at -\$20.54/head.

PORK PRODUCTION: The SJ_LS712 (Estimated Meat Production Under Federal Inspection) was not available at the time of publishing this report.

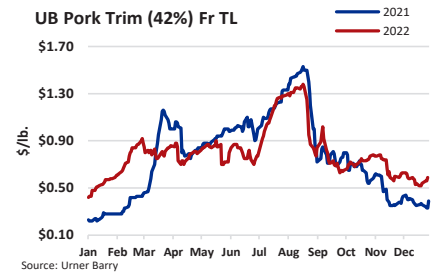
GREEN MEATS: In the ham category, reduced processor time limited the supplies of boneless items while simultaneously adding to the bone-in cuts, which resulted in a full steady call for 23/27 hams and a barely steady call for 23/27 hams. In the belly category, strong demand following recent weakness helped support the cut. In trim, 42s, 72s, and boneless picnics were full steady to firm on tight supplies.

HAMS: Bone-in ham values were \$0.50/cwt to \$1.00/cwt weaker, while boneless cuts were \$7.00/cwt to \$9.00/cwt firmer.

BELLIES: Skinless bellies were \$5.00/cwt firmer on average.

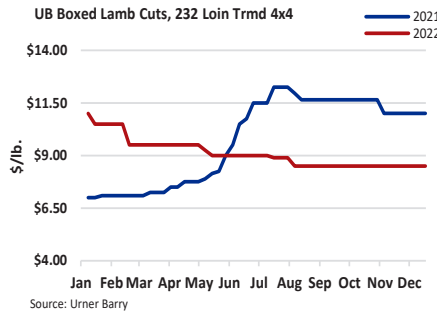
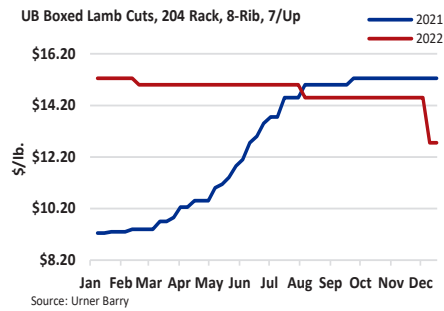
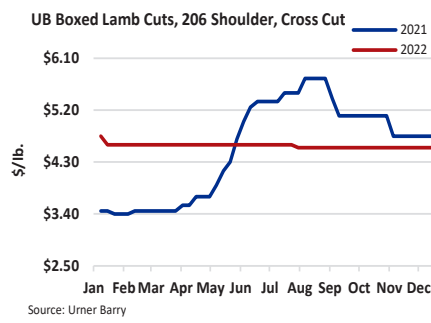
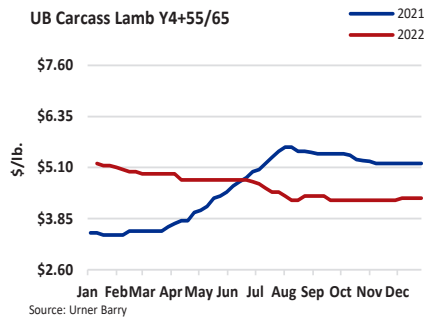
TRIMMINGS: 42s were \$6.50/cwt firmer while 72s decreased \$9.00/cwt. Meanwhile, boneless picnics were \$8.00/cwt stronger.

RETAIL: 1/4 inch bone-in loins were \$8.50/cwt firmer while 1/8-inch cuts increased \$11.00/cwt. Boneless strap-ons increased \$1.50/cwt while strap-offs were \$10.50/cwt firmer. Bone-in sirloins were \$2.00/cwt firmer while boneless sirloins were \$3.00/cwt stronger. Tenderloins were \$10.00/cwt firmer on average. 1/4" bone-in butts were \$7.50/cwt firmer while boneless butts gained \$2.50/cwt. Light spareribs were down \$1.00/cwt while medium spareribs were up \$4.50/cwt.



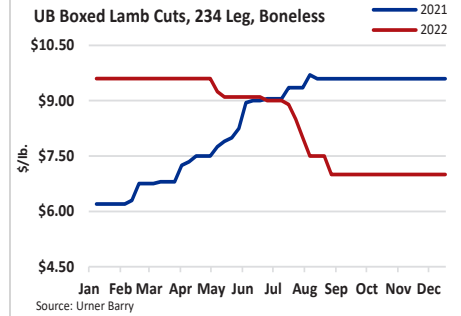
Source: Urner Barry

LAMB

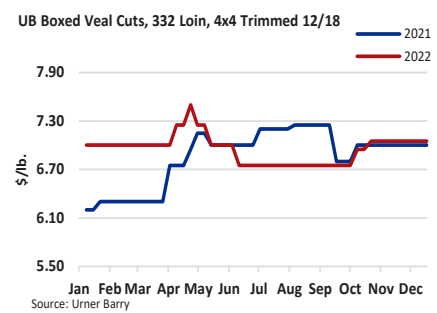
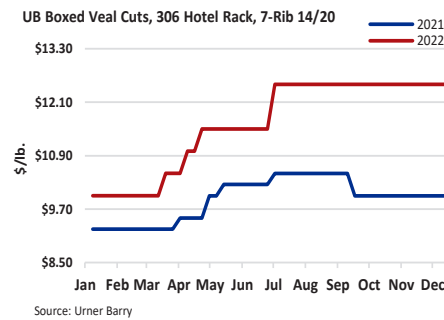
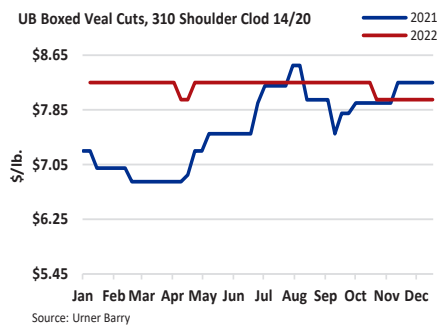
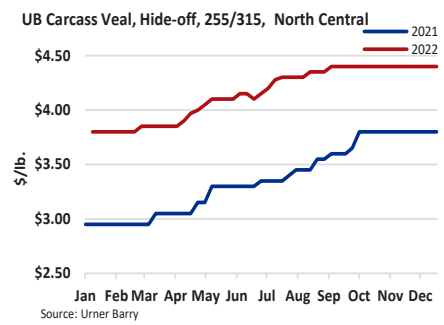


LAMB COMMENTARY

In the domestic lamb market this week, a large majority of the protein was steady, aside from racks which saw declines. Movement was slow this week as it was sandwiched between two holidays and a major winter storm that impacted a large part of the US. Now that holiday demand has ended, racks were under pressure on demand that was rated as fair. With imported racks reaching the US in abundance and at cheaper prices, it pushed price levels down for domestic racks. In the most recent Weekly Estimated Meat Production Under Federal Inspection report, lamb slaughter came in at 30,000 head which was 5,000 less than both last week and a year ago. For weights, the figure came in at 127 pounds, which was 1 pound heavier than last week and 5 pounds above a year ago.

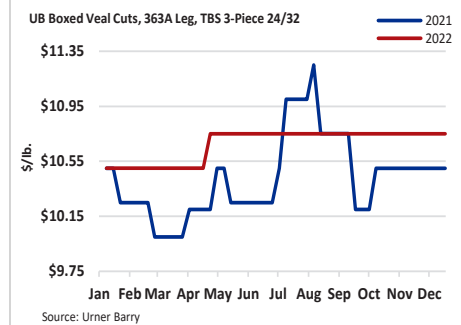


VEAL

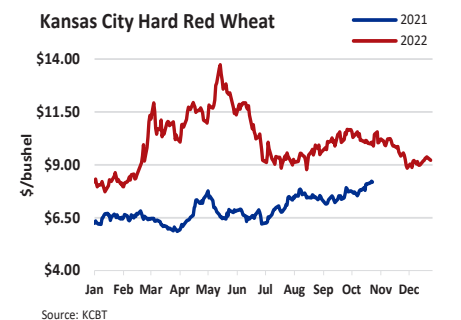
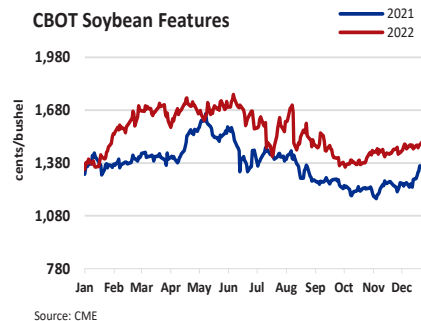
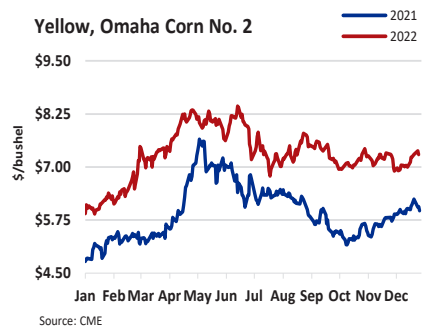


VEAL COMMENTARY

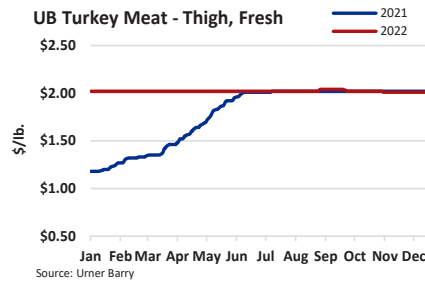
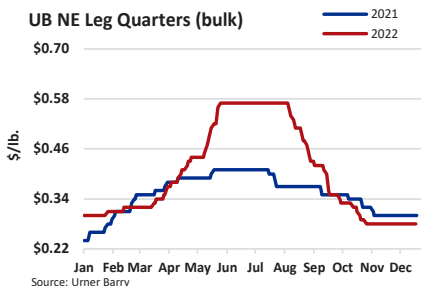
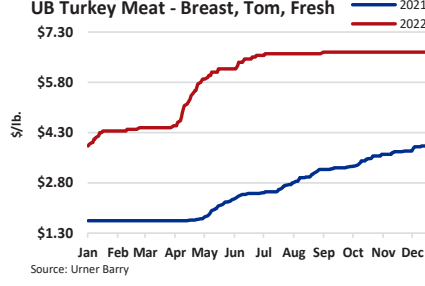
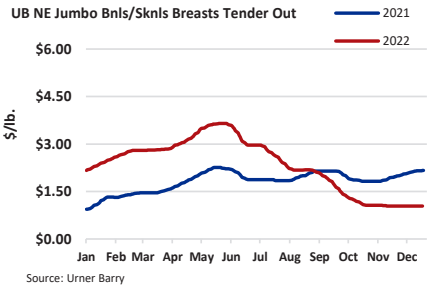
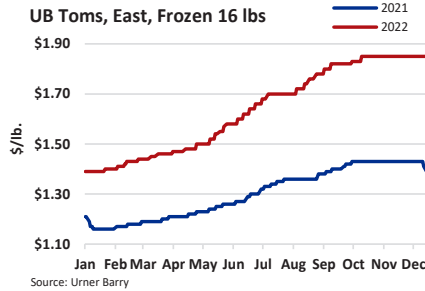
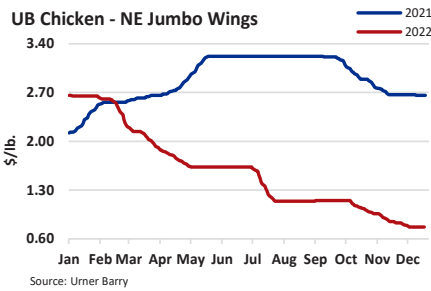
In the veal market this week, minimal changes were uncovered amid slowing movement around the holiday and inclement weather which disrupted transportation. With the New Year's holiday upon us next weekend, it has made for uncertainty this week. The only change on Urner Barry's price sheet was for carcasses, which saw a modest decline as demand shifted to a rating of fair. All boxed cuts were unchanged. The Most recent USDA Special Fed Veal Report, NW_LS452 has been delayed this week.



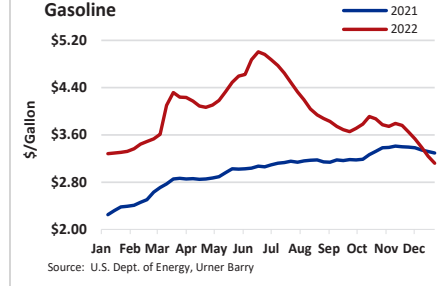
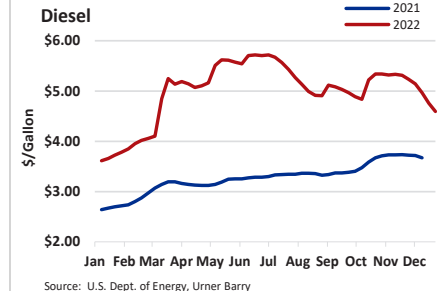
FEEDS: CORN, SOY BEAN, RED WHEAT



POULTRY



ENERGY



ANNOUNCEMENT

Urner Barry Price Reporting Receives Independent Assurance of IOSCO Compliance Achieving the Gold Standard for Price Reporting

For over 160 years, Urner Barry has been the trusted source for benchmark pricing in the food and agriculture industry. Now, the company has successfully completed an independent review of its price reporting methodology and control procedures, confirming Urner Barry's processes are aligned with the International Organization of Securities Commissions (IOSCO) Principles for Price Reporting Agencies (PRAs).

The Type 1 assurance report, issued by auditor BDO, examined eight benchmark price indices.

"Our clients require the highest quality information to effectively conduct their business and navigate the supply chain," said Urner Barry CEO, Joe Muldowney. "This independent assurance review reflects the pledge we undertake to provide them with robust, independent, and accurate market coverage."

Read more about the latest quality assurance [HERE](#)

Contributors:

- Joe Muldowney - joemo@urnerbarry.com
- Russ Whitman - rwhitman@urnerbarry.com
- Russ Barton - rbarton@urnerbarry.com
- Gary Morrison - gmorrison@urnerbarry.com
- Bill Smith - bsmith@urnerbarry.com
- Matt Busardo - mbusardo@urnerbarry.com
- Dylan Hughes - dhughes@urnerbarry.com
- Ryan Hojnowski - rhojnowski@urnerbarry.com
- Todd Unger - tunger@urnerbarry.com

POULTRY COMMENTARY

WOGs and whole chickens are quiet overall. Demand for boneless breasts is moderate, to active. Tenders move with ease into traditional purchasing channels. Wings are in solid position with small and medium-sized offerings attracting the most consistent buyer interest. Legs are about to barely steady with both bullish and bearish undertones noted. Demand for drumsticks is consistent, while the balance of the back half lines trend sideways and are rated as steady to about steady.

Whole-body toms and hens are well-positioned and maintained at supportive levels. Minimal demand for consumer-sized breasts leaves supplies easily unearthed, while buyers of institutional sizes remain active. Drums are sought after and held with confidence at full market or slightly higher levels. The majority of the remaining lines within the segment continue

their unsettled and irregular undertone due to slowing domestic needs and HPAI-restricted export trade. As for the raw material's complex, fresh tom breast meat is moving with ease at steady ranges. Frozen remains visible on the streets. Thigh meat is well-cleared and moving with consistency.

This report is offered to you conditioned on your acceptance without modification of the terms, conditions, and notices contained herein. Please read the End-User License Agreement (the "Agreement"), a copy of which is available at www.urnerbarry.com before utilizing this Urner Barry product. Your use of a particular UB Product(s) may also be subject to additional terms set forth in the Agreement. Your use of the UB Product(s) constitutes your acceptance of all of the terms, conditions, and notices set forth in the Agreement. Urner Barry reserves the right to amend, remove, or add to these terms, conditions and notices at any time without notice. Accordingly please continue to review the Agreement whenever accessing or using the UB Product(s). If at any time you do not accept the Agreement along with the terms and conditions outlined in the Services and Products Order Form, you may not use this or any UB Product. Commodity Indices, Cattle Fax, Daily Beef Quotations, Daily Pork Quotations, Daily Lamb & Veal Quotations, Daily Poultry Quotations, Beef and Pork Futures, USDA Direct Hogs, are quoted in \$/lb; USDA Slaughter is quoted as Head in Thousands; USDA Production is quoted as Pounds in Millions; USDA Weights are quoted in Pounds; USDA Drop credit is quoted in \$/cwt live; Feeds are quoted in \$/Bushel; Gasoline & Diesel are quoted in Cents/Gallon.