

Friday, January 10, 2025

Number 02 - Volume 18

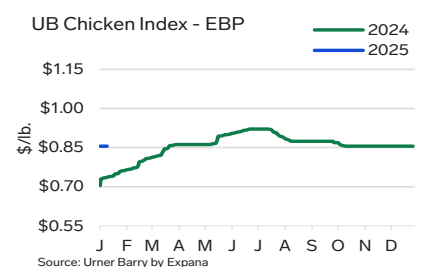
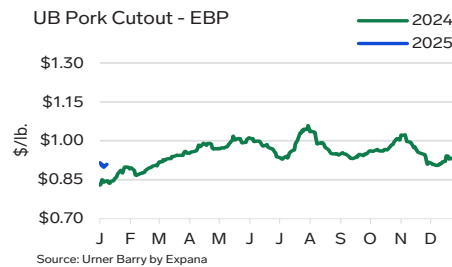
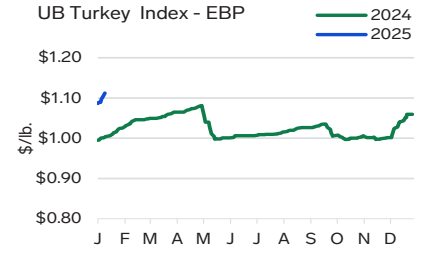
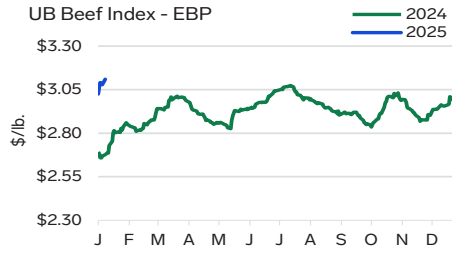
WEEKLY COMMODITY AT A GLANCE

	This Week	Last Week	Last Year
Omaha, US No 2 Yellow Corn	4.61	4.44	4.57
CBOT Soybean	1,013.50	981.00	1,205.75
NYMEX Light Crude Oil	UNQ	73.96	72.68
Loose Lard, Chicago Basis	0.47	0.56	0.55
Edible Tallow, Chicago Basis	0.50	0.50	0.50
Beef Trimmings, 90% Fresh	356.00	341.00	274.00
Beef Trimmings, 50% Fresh	112.00	111.00	80.00
Aust/NZ Blend Cow 90% EC Spot	312.00	308.00	242.00
USDA Drop Credit	0.114	0.113	0.117
112A 3 Ribeye Roll, Lip-On CH	1,178.00	1,300.00	1,125.00
116A 3 Chuck Roll, Neck-Off CH	518.00	475.00	410.00
168 3 Round, Top (Inside) CH	400.00	365.00	285.00
180 3 Strip Loin, Bnls, 0x1 CH	850.00	785.00	745.00
136 Coarse Ground 81%	305.00	295.00	240.00
189A 4 Loin, Tenderloin, PSMO CH	1,300.00	1,400.00	1,500.00
Cattle-Fax, 6-State Fed Steer Price	0.00	0.00	0.00
Select Hams 20/23	79.00	82.00	80.00
Sq Cut Bellies 14/16	138.00	128.00	110.00
1/4 Trmd. Loins 21/dn	89.00	94.00	100.00
1/4 Tr Boston Butts 9/dn	129.00	131.00	110.00
Spareribs, Light, Fresh	155.00	155.00	136.00
Fresh Pork Trim (42%)	40.00	38.00	46.00
Fresh Pork Trim (72%)	94.00	85.00	80.00
Carcass Lamb Y4+55/65	4.20	4.20	0.00
Lamb Cuts, 204 Rack, 8-Rib, 7/Up	11.45	11.45	11.50
Lamb Cuts, 206 Shoulder, Cross Cut	4.40	4.40	3.95
Lamb Cuts, 232 Loin Trmd 4x4	7.05	7.05	7.05
Lamb Cuts, 234 Leg, Boneless	7.90	7.90	7.60
Carcass Veal, Hide-off, 255/315, NC	5.15	5.15	4.50
Veal Cuts, 306 Hotel Rack, 7-Rib 14/20	11.50	11.50	10.50
Veal Cuts, 310 Shoulder Clod 14/20	8.95	8.95	7.50
Veal Cuts, 332 Loin, 4x4 Trim 12/18	7.25	7.25	7.00
Veal Cuts, 363A Leg, TBS 3-Pc 24/32	12.65	12.65	10.25

Quotes represent the high side of Friday's trading range

RIEMANN CONTRACT SETTLEMENTS

	1/10	1/3	12/27
Weekly Imported Aust/NZ Blend Cow 90% EC 7:45	3.09	3.07	3.06
Weekly Weighted Average Blended Boxed Beef Cutout Index	324.46	317.96	311.73



EST. DAILY CATTLE SLAUGHTER

	M	T	W	TH	F	S	Total
TW	109	126	122	117	105	10	589
LW	123	102	-	125	121	35	506
*LY	104	85	116	119	104	17	545

EST. DAILY HOG SLAUGHTER

	M	T	W	TH	F	S	Total
TW	447	487	484	483	483	167	2,551
LW	481	411	-	489	477	408	2,266
*LY	469	375	476	480	322	50	2,171

EST. DAILY SHEEP SLAUGHTER

	M	T	W	TH	F	S	Total
TW	11	7	7	8	2	-	35
LW	11	8	-	8	4	-	31
*LY	10	7	7	7	3	0	34

EST. DAILY CALVES SLAUGHTER

	M	T	W	TH	F	S	Total
TW	1	1	1	1	1	-	5
LW	1	1	-	1	1	-	4
*LY	1	1	1	1	1	0	5

EST. DAILY COW & BULL SLAUGHTER

	F	S	M	T	W	TH	Total
LW	12/27	12/28	12/30	12/31	1/1	1/2	74
TW	1/3	1/4	1/6	1/7	1/8	1/9	117
*LY	27	7	25	26	27	28	140

*Last Year's numbers are rounded

FOREIGN EXCHANGE RATES

	This Week	Last Week	Last Year
Australia, Dollar	0.620	0.621	0.670
Mexico, Peso	20.457	20.731	16.970
Canada, Dollar	1.439	1.440	1.338
Japan, Yen	158.026	157.321	145.552
China, Yuan (RMB)	7.332	7.299	7.109
Brazil, Real	6.091	6.247	4.885
South Korea, Won	1,459.41	1,469.80	1,316.14
Taiwan, Dollar	32.909	32.882	31.069
European Union, Euro	1.031	1.032	1.097

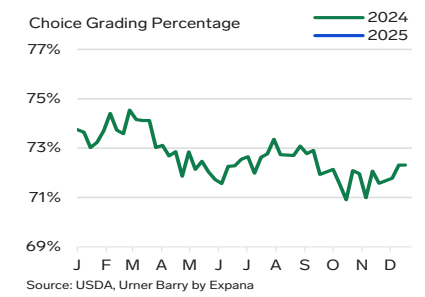
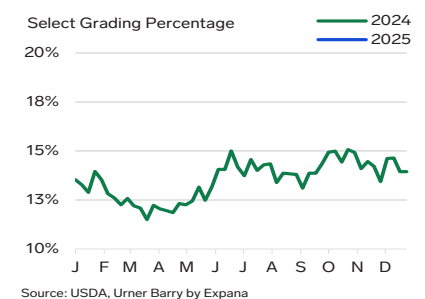
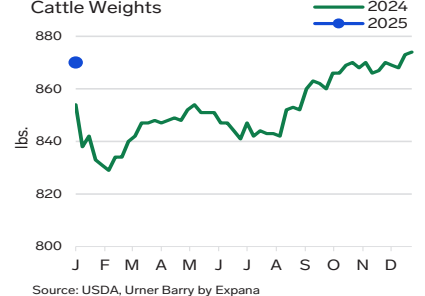
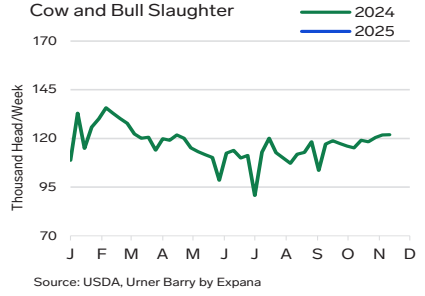
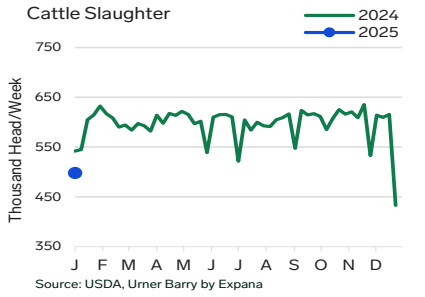
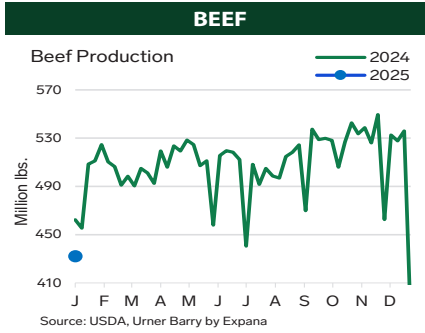
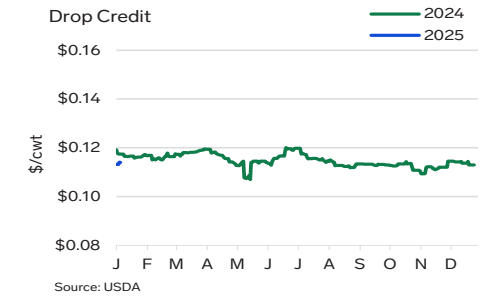
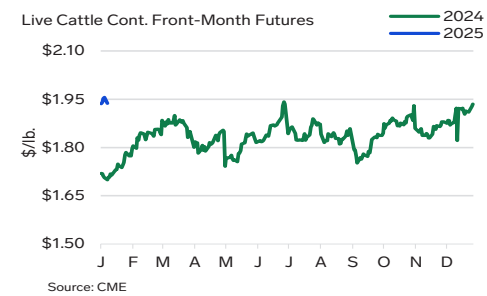
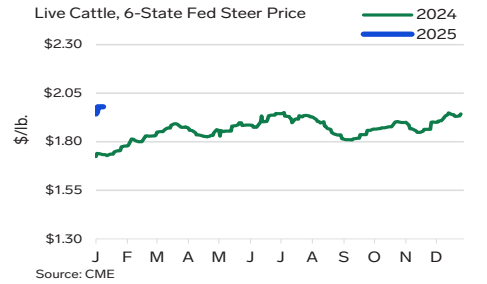
COLD STORAGE STOCKS

	11/30/24	10/31/24	11/30/23
Beef in Freezer, Bnls	398,209	388,162	417,122
Beef Cuts	42,333	44,606	40,289
Total Beef	440,542	432,768	457,411
PORK & OTHER	10/31/24	9/30/24	10/31/23
Pork in Freezer, Picnics	6,630	5,679	6,725
Hams	116,147	155,304	113,570
Bellies	16,240	17,716	28,061
Loins	38,825	38,798	39,335
Spareribs	72,923	65,753	70,095
Butts	25,063	24,961	19,526
Trimblings	36,981	34,758	37,795
Other Pork in Freezer	46,510	48,239	51,962
Total Pork	426,025	458,391	437,901
Veal in Freezer	747	790	942
Lamb & Mutton in Freezer	24,048	24,984	26,127
Total Frozen Lamb & Veal	24,795	25,774	27,069

Data Updated: December 23, 2024

URNER BARRY BY EXPANA WEEKLY RED MEAT MARKET UPDATE is available on FoodMarket.com and through Urner Barry by Expana flagship service expanamarkets.com

UB BEEF CUTOUT Jan-10 v. Jan-03				
	CHOICE	SELECT	NO-ROLL	CAB
Rib	-9.72%	1.56%	-1.11%	0.02%
Chuck	6.25%	7.69%	4.50%	3.27%
Round	5.47%	7.87%	4.34%	3.49%
Loin	1.06%	3.19%	-0.67%	4.14%
Briske	0.41%	0.41%	0.43%	1.27%
Plate	3.19%	3.19%	3.19%	0.72%
Flank	-0.14%	2.08%	2.09%	2.15%
Total	1.03%	4.92%	2.01%	2.57%



BEEF COMMENTARY

The boxed beef market continued its upward trajectory this week as the previous short work weeks underpinned support in the market. Additionally, production issues persisted into the current week with another winter storm causing some slowdowns in the Texas area. Holiday items continued on the seasonal decline as buyers shifted focus back to roasting items. Overall, the market was pleasantly surprised by the robust level of demand experienced, even at current price points.

LIVE CATTLE: Cash cattle markets saw live prices in the South trade \$3.00 - \$4.00/cwt higher at mostly \$200.00/cwt, with a few up to \$202.00/cwt (full range \$200.00 - \$205.00/cwt). In the North, live purchases traded steady to \$5.00/cwt higher at \$200.00 - \$205.00/cwt (full range \$195.00 - \$205.00/cwt) and dressed sales traded \$5.00/cwt higher at \$320.00/cwt (full range \$315.00 - \$326.00/cwt)

SLAUGHTER & BEEF PRODUCTION: The weekly federally inspected slaughter was 589,000 head this week, compared to 506,000 head in the prior abbreviated week. Estimated live cattle weights moved two pounds higher to 1435 pounds. Estimated dressed weights also increased two pounds from last week to 872 pounds.

RIBS: Ribs continued to experience their seasonal decline as focus shifted away from the pricey cuts. With that said, prices remained historically strong for this time of the year, with Expanas choice export rib quote sitting nearly 10% above year-ago levels. Select items were met with the same levels of enthusiasm, although the moves lower were much more gradual given the lack of supplies.

CHUCKS: The chuck complex started the week off very strong but by mid-week the robust demand tapered off. Nevertheless, we saw a few prices hit fresh 52-week highs for items like shoulder clods and N-O Semi's. Prices appreciated across the arena pushing prices higher for top blades, chuck rolls, arm roast, and chuck tenders. Premium spreads narrowed considerably between items as sellers felt little need to discount the lower quality grade.

ROUNDS: The momentum seen in the previous week failed to let up into the current, pushing prices towards 52-week highs for a multitude of items. The combination of retail replenishment, barely adequate lean material, and production issues gave sellers plenty of leverage to negotiate higher prices. Peeled knuckles, inside rounds, outside, and eye of rounds all moved significantly higher. Outside and eye of rounds now sit atop 52-week highs across all quality grades. Expanas Choice outside round quote currently sits approximately 31% higher than the same time last year.

LOINS: The loin arena remained relatively muted; the typical seasonal decline continued within tenderloins as the post-holiday blues continued for this cut. Choice 0x1 strips found a modest uplift as buyers continued to seek alternatives to the pricey holiday items. Top Butts continued to trade within a channel, with a slightly weaker bias.

GROUND BEEF: Coarse grinds in the aggregate continued to move higher as demand remained fairly robust for the cost-conscious beef items. Coarse ground chuck led the way higher for the complex, appreciating nearly 18% over last week. Leaner blends such as 93% coarse grind as well as ground sirloin appreciated in a more modest manner closer to 8% on a week-over-week basis.

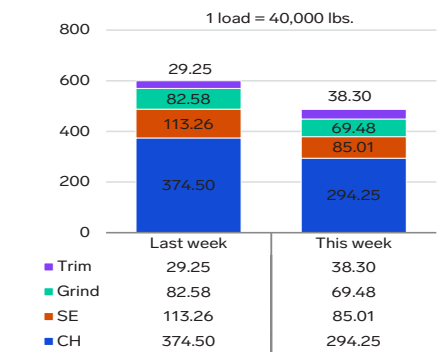
BONELESS BEEF: Winter storms caused some additional uncertainty in the domestic boneless beef market this week. Prices for both leaner boneless beef and fatter trimmings were generally firmer this week. Most sources indicated that supplies were tighter than expected. This week's cattle slaughter came in at 589,000 head.

UB BEEF CUTOUT-CH/SE SPREAD (\$/cwt)

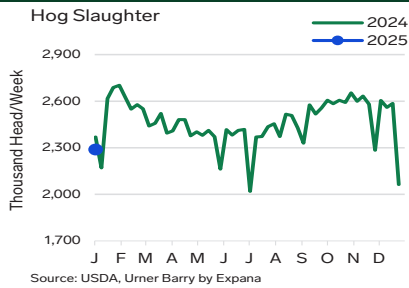
	M	T	W	TH	F
TW	32.00	29.72	27.72	27.18	23.56
*LW	32.97	35.13	-	33.26	34.07

*Last Week's numbers are rounded

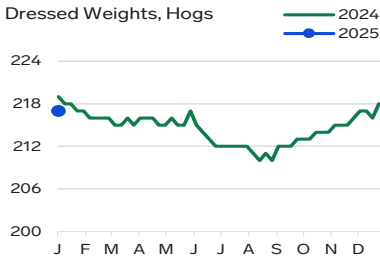
Weekly Beef Breakdown (# of loads)



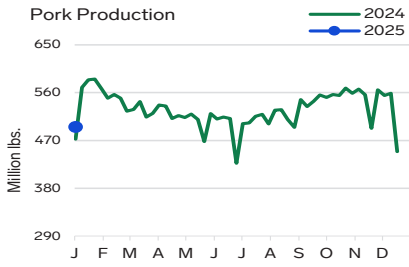
PORK PRODUCTION



Source: USDA, Uerner Barry by Expana



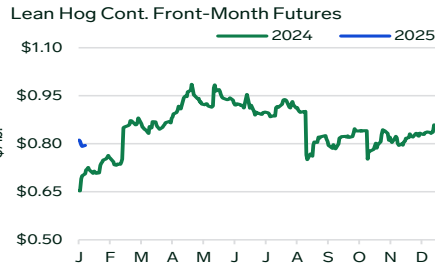
Source: USDA, Uerner Barry by Expana



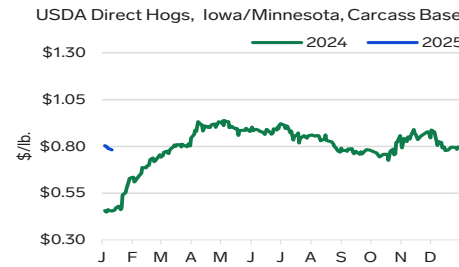
Source: USDA, Uerner Barry by Expana

LIVE HOGS & CUTOUT

PORK CUTOUT	Jan-03	Jan-10	Change
Loin	83.080	82.010	-1.070
Butt	106.840	106.820	-0.020
Picnic	83.240	71.940	-11.300
Sparerib	150.600	149.110	-1.490
Ham	80.220	78.100	-2.120
Belly	121.340	131.870	10.530
Cutout Value	91.279	90.728	-0.551

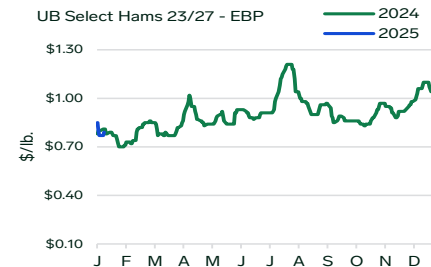


Source: CME

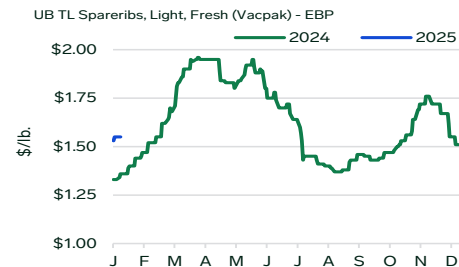


Source: USDA, Uerner Barry by Expana

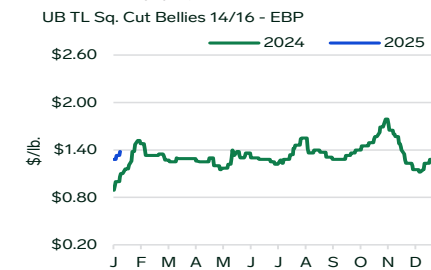
PORK PROCESSING ITEMS & RETAIL CUTS



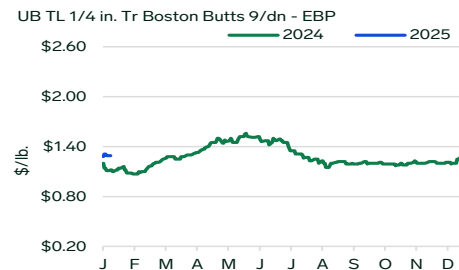
Source: Uerner Barry by Expana



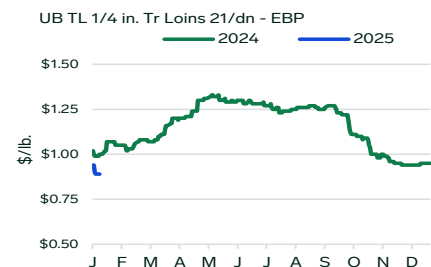
Source: Uerner Barry by Expana



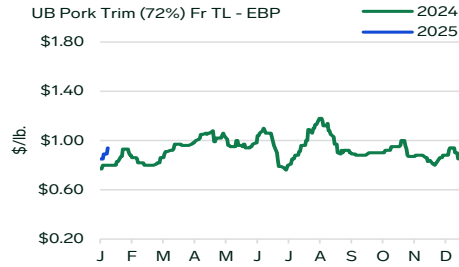
Source: Uerner Barry by Expana



Source: Uerner Barry by Expana



Source: Uerner Barry by Expana



Source: Uerner Barry by Expana

PORK COMMENTARY

In the pork market this week, winter weather disruptions, export demand, as well as decreasing cutout values impacted the pork market. Uerner Barry's pork carcass cutout decreased by 0.6 percent during the week.

PORK PRODUCTION: Pork production for the week ending 1/11/2025 was estimated to be 553.1 million pounds. This would be 12.7% higher than last week, and 17.1% higher than this same week a year ago. Live hog weights averaged 291 pounds for the week, which was equal compared to last week, and 2 pounds lighter than this same week a year ago.

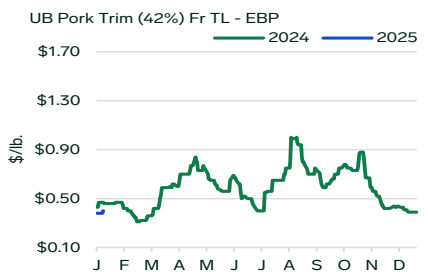
GREEN MEATS: In the green meat complex bone-in hams were softer, as supplies were ample with domestic buying decreasing. Export interest from Mexico provided some level of support. Decreasing bone-in ham values applied some downward pressure for boneless ham material, with lackluster retail demand also noted. Bellies were mostly steady to higher, maintaining wider ranges as supplies variations, and winter weather disruptions throughout the week affected fresh supplies on the spot market. In trim, 42s and 72s were stronger, as tighter supply dynamics from winter weather disruptions affected values. Meanwhile, boneless picnics were softer, as declining seasonal demand took effect.

HAMS: Bone-in hams were \$1.00/cwt to \$2.50/cwt lower, while boneless ham items were \$5.00/cwt weaker.

BELLIES: Skinless bellies \$12.50/cwt to 13.00/cwt higher.

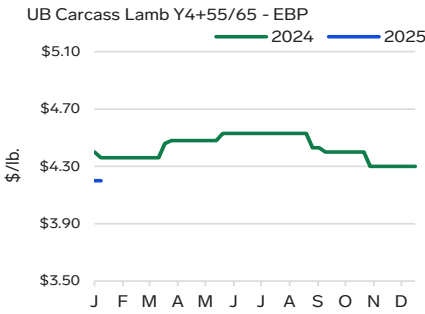
TRIMMINGS: 42s were \$2.00/cwt stronger, while 72s were \$8.50/cwt higher. Boneless picnics were \$3.00/cwt lower.

RETAIL: 1/4" bone-in loins were \$4.50/cwt weaker, while 1/8" bone-in loins were \$5.00/cwt lower. Boneless strap-ons were \$1.50/cwt weaker, while strap-offs were \$8.50/cwt lower. Bone-in sirloins were steady, while boneless sirloins were \$2.00/cwt higher. Tenderloins were \$5.00/cwt higher. 1/4" bone-in butts were \$1.00/cwt lower and boneless butts were \$1.00/cwt stronger. Light spareribs were steady, while medium spareribs were \$2.00/cwt lower.

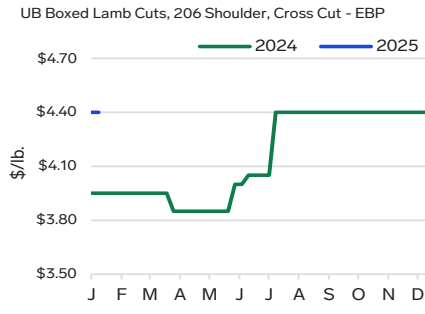


Source: Uerner Barry by Expana

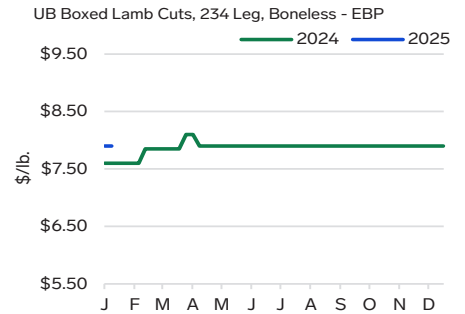
LAMB



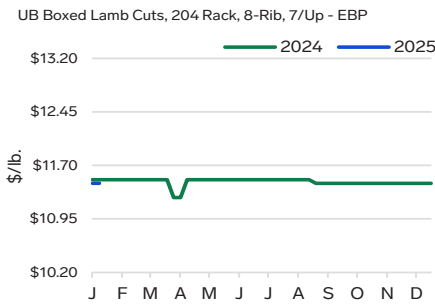
Source: Urner Barry by Expana



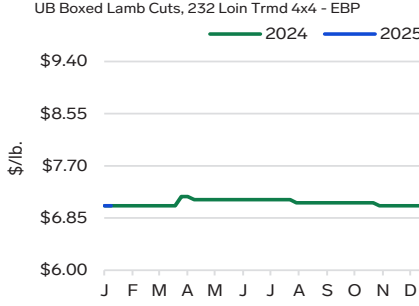
Source: Urner Barry by Expana



Source: Urner Barry by Expana



Source: Urner Barry by Expana



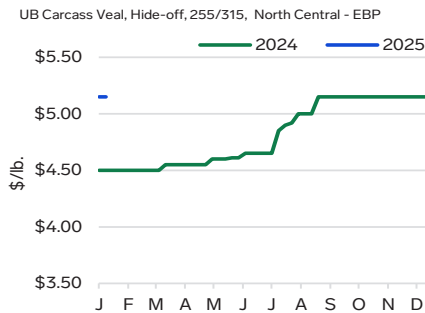
Source: Urner Barry by Expana

LAMB & VEAL COMMENTARY

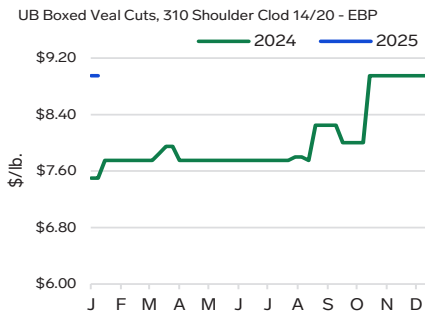
The veal market remained generally unchanged this week for boxed cuts and carcasses. Some industry contributors reported tighter supplies, attributed to reduced slaughter activity observed in late December, partly due to elevated carcass prices. The USDA Carlot Veal Carcass report was delayed due to issues with packer submissions. According to the Retail Features tab on the Urner Barry by Expana platform, veal bone-in shoulder chops were featured in parts of the Northeast at \$8.99/lb.

In the domestic lamb market, carcasses were rated as steady to barely steady, while boxed cuts remained generally unchanged. Most market participants, across both domestic and imported markets, closely monitored the ongoing US port strike, which is now awaiting union ratification. According to the latest USDA report, fresh lamb cuts (negotiated sales) totaled 388,930 pounds, reflecting a 21.1% decrease from the previous week. Meanwhile, trade volume for frozen products reached 96,287 pounds, marking a 39.5% week-over-week increase. Lamb slaughter totaled 31,000 head, consistent with the previous week, while average weights held steady at 121 pounds—unchanged from both the prior week and this same week last year.

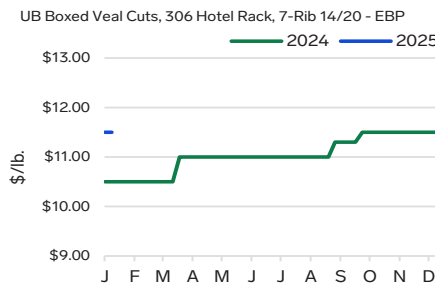
VEAL



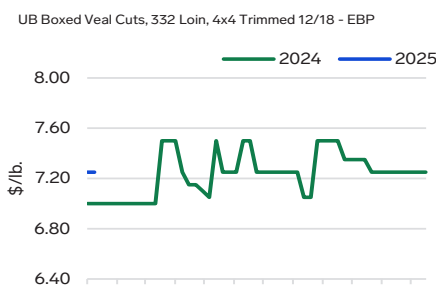
Source: Urner Barry by Expana



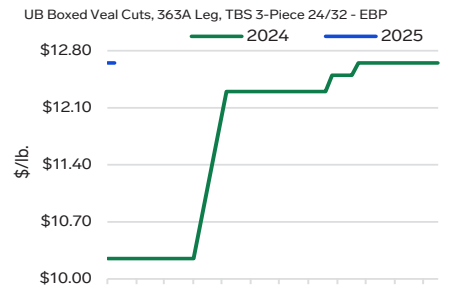
Source: Urner Barry by Expana



Source: Urner Barry by Expana

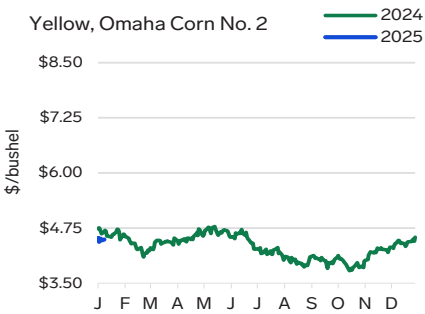


Source: Urner Barry by Expana

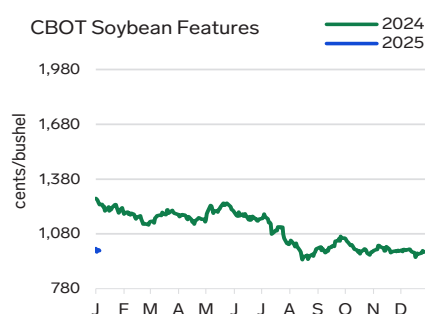


Source: Urner Barry by Expana

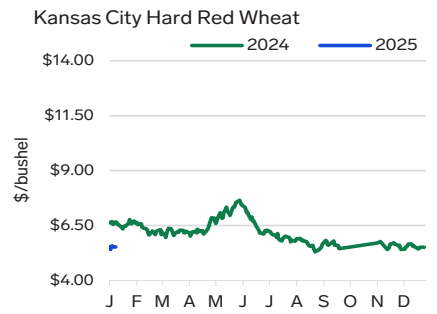
FEEDS: CORN, SOY BEAN, RED WHEAT



Source: CME

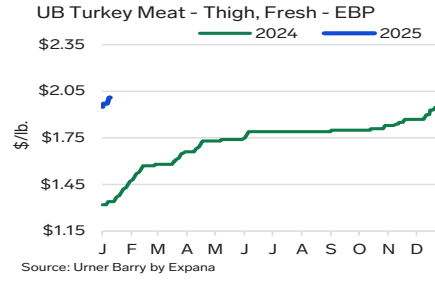
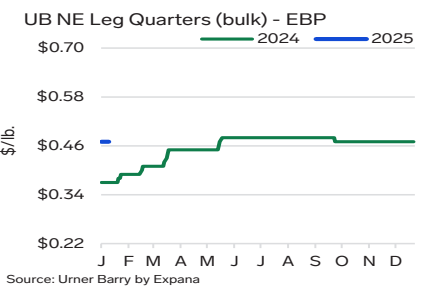
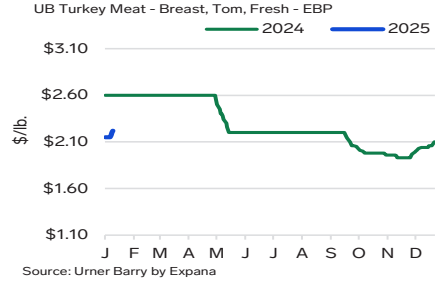
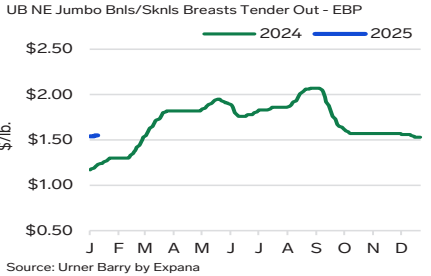
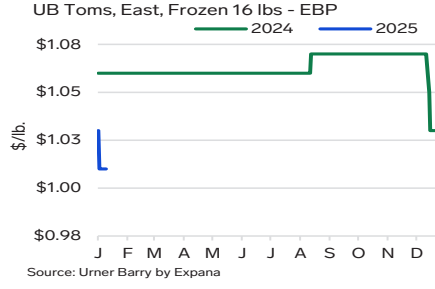
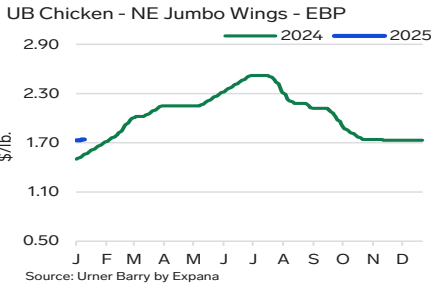


Source: CME

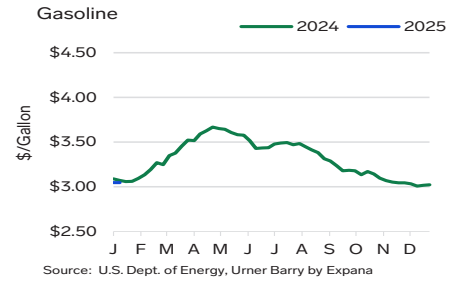
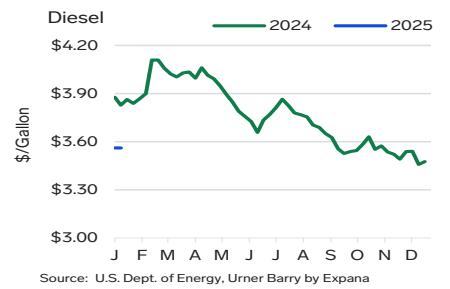


Source: KCBT

POULTRY



ENERGY



POULTRY COMMENTARY

Much of this past week's discussion centered around the winter storms that piled up snow in the northeast and south. Several inches of snow in certain areas that typically don't experience much annual snowfall resulted in disruptions to production and shipping. There were processors in the northeast that were down Monday and part of Tuesday, and several in the south that were down Thursday and Friday. Additionally, slick roads resulted in some trucks being severely delayed in reaching their destinations, and others unable to make the trip at all. These issues influenced a lot of uncertainty in the market, though some general trends were made evident. Overall, available WOG offerings were readily absorbed, and all lines were rated as steady to full steady throughout the week. The bone-in breast and front halves markets traded uneventfully. Meanwhile, quotations for jumbo boneless breast meat and small and medium wings were increased Tuesday due to an active call coupled with plant downtimes. Throughout the rest of the week these lines were supported, though availability was somewhat mixed based on region. The tender lines were solidly established. Chunk meat prices trended sideways, while trim meat was readily found at discounted values. Moving to the back half, the leg and thigh markets were pressured in conjunction with their respective meat lines. With that said, most of the discounting noted for leg meat was for NAE offerings. Meanwhile, the drumsticks traded steadily while the leg quarter market was mixed based on a given seller's market exposure.

market traded sideways with adequate offerings meeting dull to fair demand. In a similar manner, the consumer and institutional-sized breast markets were quiet and uneventful. Conversely, the parts and raw material complexes were quite active. Quotations for fresh tom drums, frozen tom two-joints and tails, and fresh and frozen necks were all increased over the course of the week. Limited supplies and high volumes of requests bolstered sellers' confidence when it came to pricing of these items. The remaining lines, with the exceptions of livers, hearts, and gizzards, were also highly sought after, but most sales had forward-facing delivery dates. Frozen tom breast meat was readily traded at premium values early in the week, but by the end of the week transactional data had thinned out, likely due to more limited inventories. This turned more purchasing attention towards frozen breeder and hen breast meat, and frozen tenders, resulting in upward-trending prices. Similarly, increased activity was noted when it came to fresh breast meat. A handful of loads were shown with more moderate pricing, but the majority of transactions reported were indicative of an upward-trending market. Fresh and frozen thigh meat supplies were tight, and the ongoing call remained supportive of a full steady market. The same could be said for fresh and frozen breast trim, scapula, and wing meat, with frozen offerings posing the most challenge to obtain. MST continued to garner an active call and premium sales were reported throughout the week.

Frozen whole turkeys continued to be offered within a wide range of prices, but sales were slow to surface. The

Contributors:

- Joe Muldowney - joe.muldowney@expanamarkets.com
- Russ Whitman - russ.whitman@expanamarkets.com
- Mason Augustino - mason.augustino@expanamarkets.com
- Bill Smith - bill.smith@expanamarkets.com
- Matt Busardo - matt.busardo@expanamarkets.com
- Dylan Hughes - dylan.hughes@expanamarkets.com
- Todd Unger - todd.unger@expanamarkets.com

Copyright (C) Expana and Urner Barry 2025. All rights reserved. | www.expanamarkets.com | Your use of this publication is expressly conditioned on your adherence to the relevant terms and conditions which are available at <https://www.expanamarkets.com/terms-conditions/>. This publication is protected by applicable copyright law, please do not copy or redistribute. While data contained in this report is gathered from reliable sources, accuracy and completeness cannot be guaranteed. No content (in words or numbers whether written, electronic or oral) made available to you constitutes or is to be taken as constituting, the giving of investment advice by Urner Barry by Expana or their affiliates to any person. If you require any advice regarding your options, you should contact a suitably authorized and qualified person. All data, information and opinions are subject to change without notice. Commodity Indices, Cattle Fax, Daily Beef Quotations, Daily Pork Quotations, Daily Lamb & Veal Quotations, Daily Poultry Quotations, Beef and Pork Futures, USDA Direct Hogs, are quoted in \$/lb; USDA Slaughter is quoted as Head in Thousands; USDA Production is quoted as Pounds in Millions; USDA Weights are quoted in Pounds; USDA Drop credit is quoted in \$/cwt live; Feeds are quoted in \$/Bushel; Gasoline & Diesel are quoted in Cents/Gallon.