

Friday, July 22, 2022

Number 30 - Volume 15

WEEKLY COMMODITY AT A GLANCE

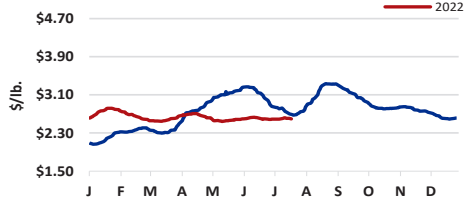
	This Week	Last Week	Last Year
Omaha, US No 2 Yellow Corn	UNQ	7.29	6.34
CBOT Soybean	1,434.50	1,466.00	1,418.25
NYMEX Light Crude Oil	94.70	97.59	71.65
Loose Lard, Chicago Basis	0.82	0.82	0.68
Edible Tallow, Chicago Basis	UNQ	UNQ	UNQ
Beef Trimnings, 90% Fresh	277.00	278.00	281.00
Beef Trimnings, 50% Fresh	110.00	118.00	140.00
Aust/NZ Blend Cow 90% EC Spot	265.00	268.50	272.00
USDA Drop Credit	0.138	0.137	0.140
112A 3 Ribeye Roll, Lip-On CH	875.00	875.00	1,000.00
116A 3 Chuck Roll, Neck-Off CH	365.00	360.00	385.00
168 3 Round, Top (Inside) CH	285.00	285.00	295.00
180 3 Strip Loin, Bnls, Ox1 CH	890.00	890.00	700.00
136 Coarse Ground 81%	270.00	291.00	215.00
189A 4 Loin, Tenderloin, PSMO CH	1,225.00	1,225.00	1,500.00
Cattle-Fax, 6-State Fed Steer Price	141.40	142.24	120.87
Select Hams 20/23	116.00	109.00	100.00
Sq Cut Bellies 14/16	195.00	163.00	230.00
1/4 Trmd. Loins 21/dn	133.00	141.00	119.00
1/4 Tr Boston Butts 9/dn	187.00	195.00	108.00
Spareribs, Light, Fresh	186.00	191.00	148.00
Fresh Pork Trim (42%)	124.00	108.00	123.00
Fresh Pork Trim (72%)	132.00	124.00	162.00
Carcass Lamb Y4+55/65	4.50	4.50	5.35
Lamb Cuts, 204 Rack, 8-Rib, 7/Up	15.00	15.00	14.50
Lamb Cuts, 206 Shoulder, Cross Cut	4.60	4.60	5.50
Lamb Cuts, 232 Loin Trmd 4x4	8.90	8.90	12.25
Lamb Cuts, 234 Leg, Boneless	8.50	8.90	9.35
Carcass Veal, Hide-off, 255/315, NC	4.30	4.30	3.35
Veal Cuts, 306 Hotel Rack, 7-Rib 14/20	12.50	12.50	10.50
Veal Cuts, 310 Shoulder Clod 14/20	8.25	8.25	8.20
Veal Cuts, 332 Loin, 4x4 Trim 12/18	6.75	6.75	7.20
Veal Cuts, 363A Leg, TBS 3-Pc 24/32	10.75	10.75	11.00

Quotes represent the high side of Friday's trading range

RIEMANN CONTRACT SETTLEMENTS

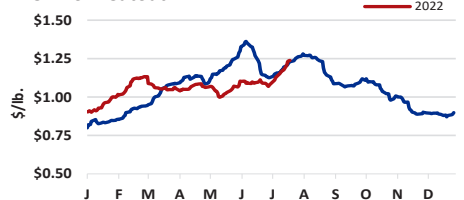
	7/22	7/15	7/8
Weekly Imported Aust/NZ Blend Cow 90% EC 7:45	2.68	2.75	2.75
Weekly Weighted Average Blended Boxed Beef Cutout Index	262.60	260.17	259.72

UB Beef Index



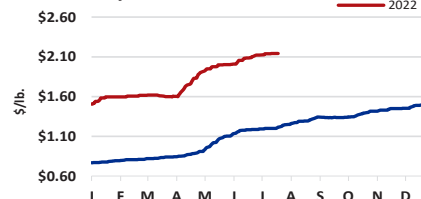
Source: Urner Barry

UB Pork Cutout



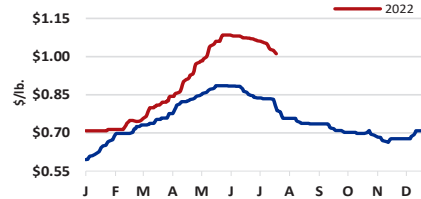
Source: Urner Barry

UB Turkey Index



Source: Urner Barry

UB Chicken Index



Source: Urner Barry

EST. DAILY CATTLE SLAUGHTER

	M	T	W	TH	F	S	Total
TW	125	125	124	123	119	49	665
LW	125	126	126	123	120	54	674
*LY	116	117	118	121	112	71	655

EST. DAILY HOG SLAUGHTER

	TW	LW	*LY
TW	449	460	459
LW	439	451	454
*LY	458	468	470

EST. DAILY SHEEP SLAUGHTER

	TW	LW	*LY
TW	8	7	6
LW	9	7	6
*LY	9	7	8

EST. DAILY CALVES SLAUGHTER

	TW	LW	*LY
TW	2	1	1
LW	2	1	1
*LY	1	2	1

EST. DAILY COW & BULL SLAUGHTER

	F	S	M	T	W	TH	Total
LW	7/8	7/9	7/11	7/12	7/13	7/14	150
TW	7/15	7/16	7/18	7/19	7/20	7/21	146
*LY	23	12	23	25	27	26	136

*Last Year's numbers are rounded

FOREIGN EXCHANGE RATES

	This Week	Last Week	Last Year
Australia, Dollar	0.694	0.677	0.737
Mexico, Peso	20.569	20.754	20.027
Canada, Dollar	1.286	1.306	1.256
Japan, Yen	136.720	138.749	109.980
China, Yuan (RMB)	6.757	6.754	6.501
Brazil, Real	5.460	5.414	5.185
South Korea, Won	1,310.32	1,324.05	1,152.90
Taiwan, Dollar	29.856	29.934	28.036
European Union, Euro	1.018	1.007	1.182

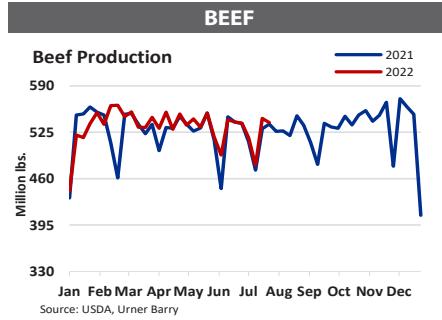
COLD STORAGE STOCKS

(Pounds in Thousands)	6/30/21	5/31/22	6/30/22
Beef in Freezer, Bnls	371,969	478,243	468,801
Cuts	29,546	47,897	47,402
Total Beef	401,515	526,140	516,203
PORK & OTHER	6/30/21	5/31/22	6/30/22
Pork in Freezer, Picnics	4,717	8,982	8,025
Hams	130,550	126,491	139,219
Bellies	36,385	56,728	53,194
Loins	33,871	40,270	35,296
Spareribs	69,276	115,000	108,935
Butts	9,944	19,771	17,440
Trimnings	41,280	51,955	52,431
Other Pork in Freezer	50,032	54,251	51,653
Total	441,916	546,061	540,993
Veal in Freezer	5,818	2,841	2,705
Lamb & Mutton in Freezer	21,489	22,192	22,928
Total	27,307	25,033	25,633

Data Updated: July 22, 2022

URNER BARRY'S WEEKLY RED MEAT INSIDER'S REPORT is available on FoodMarket.com and through Urner Barry's flagship service Comtell Online. FoodMarket is available for \$37.00 a month.

UB BEEF CUTOUT Jul-22 v. Jul-15				
	CHOICE	SELECT	NO-ROLL	CAB
Rib	0.20%	-0.72%	-0.50%	1.24%
Chuck	-0.87%	-0.07%	-1.83%	-0.09%
Round	0.34%	-0.22%	-0.55%	-0.21%
Loin	-0.41%	-2.24%	-0.45%	0.17%
Brisket	-3.10%	-0.41%	-0.42%	-3.46%
Plate	-2.59%	-2.59%	-2.59%	-3.68%
Flank	-1.65%	-1.69%	-1.72%	-1.28%
Total	-0.55%	-1.01%	-1.00%	-0.17%



BEEF COMMENTARY

The boxed beef generally saw little change over the week prior as spot availability continued to be extremely tight. Buyers continued to be cautious around what and how much to buy as many continued to await seasonality for some cuts to kick in, but this has yet to come to fruition as demand remains on a steady footing. Although there were some who believe with the extreme heat seen across much of the United States and overseas demand may begin to wane as grilling becomes intolerable.

LIVE CATTLE: Prices in the South this week were mostly lower from the week prior at \$136.00 live (full range \$135.00-\$139.00). Prices in the North were also lower at with the bulk between \$142.00 - \$144.00 live (full range \$139.00 - \$144.00). Dressed sales were down \$3.00, at mostly \$227.00/cwt (full range \$223.00 - \$230.00).

SLAUGHTER & BEEF PRODUCTION: The weekly federally inspected slaughter was 665,000. Live weights ended the week at 1340 pounds down one pound. Dressed weights were down one pound at 809 pounds.

RIBS: The rib market overall was steady with little change seen although towards the end of the week tones began to shift a bit as buyers looked to get into position for later in the year. Inflation concerns continued to linger around what effect this may have on these pricier cuts as recession fears are becoming more relevant.

CHUCKS: The Chuck complex in large remained unchanged except for those few items that continue to be sought after, mainly the chuck roll and clods. Supplies remained barely adequate which allowed asks to inch up once more.

ROUNDS: The round complex held steady across the board this week with a few items finding higher bids. As the end cut complex as a whole remained with full steady tones, we saw flats inch up and more labor-intensive cuts gain back some premiums previously lost.

LOINS: Loins continued to see full steady to firm tones throughout the week with bone-in and boneless strips holding onto 52-week highs. Skepticism remains from the buyside as its perceived seasonal trends may be delayed this year with the shift in buying patterns seen.

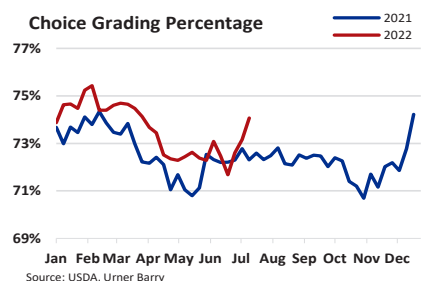
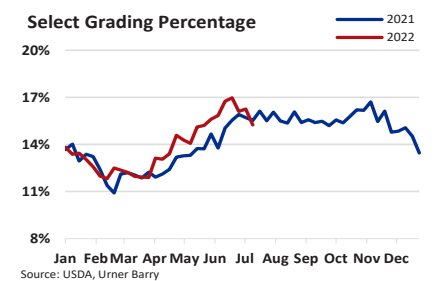
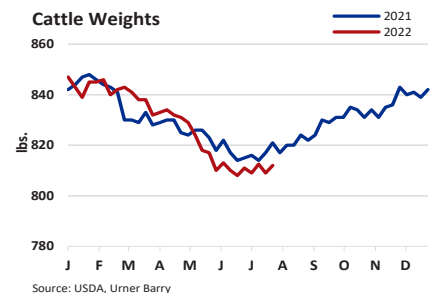
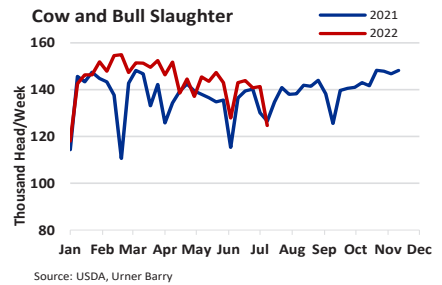
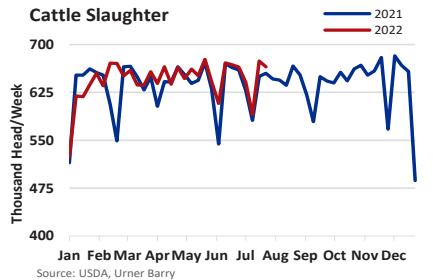
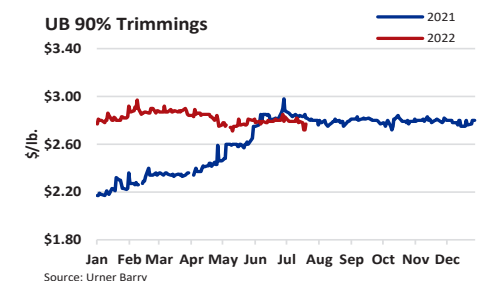
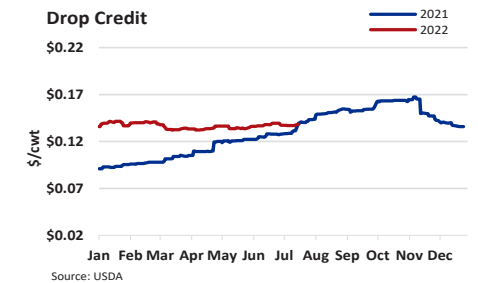
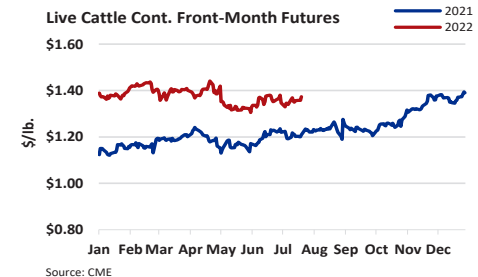
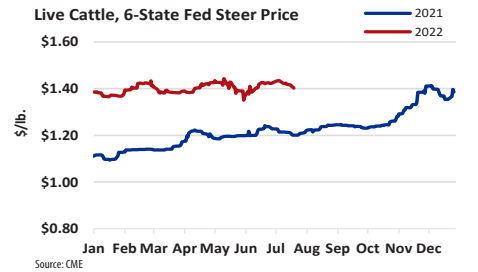
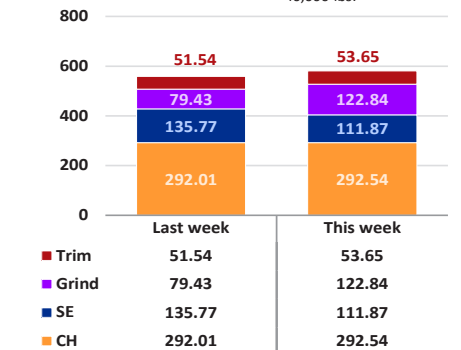
GROUND BEEF: Grinds came under pressure this week across the board with only leaner grinds holding steady. As we are now in the middle of the "dog days of summer" grilling demand may begin to wane due to the extreme temperatures seen across the US.

BONELESS BEEF: Markets were somewhat unsettled on the week. Production challenges and uneven demand made for choppy trading conditions. Offerings of fresh 50s were fully adequate to ample at mid week but ended the week in fairly manageable shape. 90s also saw sloppy trading conditions at times but managed to see higher price points late in the week.

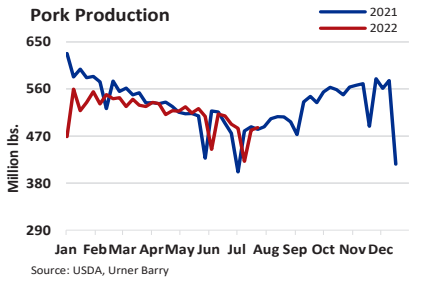
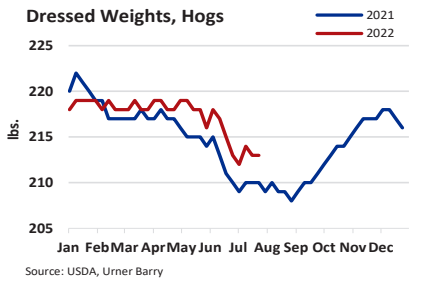
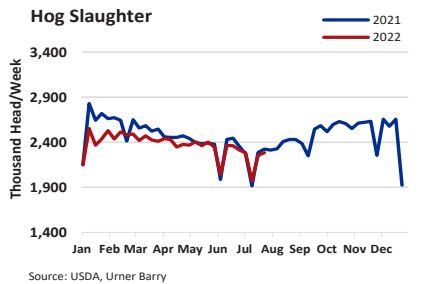
UB BEEF CUTOUT-CH/SE SPREAD (\$/cwt)					
	M	T	W	TH	F
TW	25.72	25.91	25.25	25.29	25.50
*LW	22.40	23.44	22.83	24.53	24.53

*Last Week's numbers are rounded

Weekly Beef Breakdown (# of loads) Source: USDA, Urner Barry
1 load = 40,000 lbs.

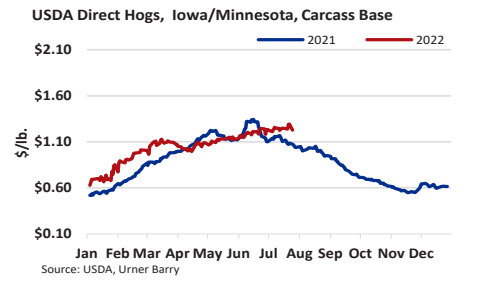
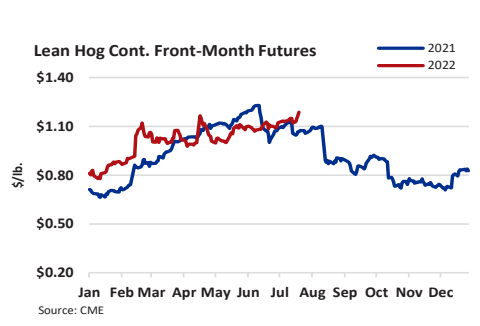


PORK PRODUCTION



LIVE HOGS & CUTOUT

PORK CUTOUT	Jul-15	Jul-22	Change
Loin	109.290	108.560	-0.730
Butt	159.140	155.120	-4.020
Picnic	85.210	91.730	6.520
Sparerib	176.540	177.990	1.450
Ham	102.410	109.180	6.770
Belly	166.490	193.980	27.490
Cutout Value	117.372	123.823	6.451



PORK COMMENTARY

This week in the pork market, trade was mainly influenced by the light slaughter, reduced hog weights, and mixed levels demand between the green meat and fresh pork categories. Urner Barry's pork carcass cutout increased by 5.50 percent during the week. Estimates of margins for outside purchasers of hogs on Thursday were -\$20.47/head while margins for vertically integrated packers were estimated at \$49.09/head.

PORK PRODUCTION: Pork production for the week ending 7/23/2022 was estimated to be 486 million pounds. This was a 1 percent increase from last week and a 0.4 percent decrease from a year ago. Live hog weights averaged 285 pounds for the week, 1 pound lighter than last week and 3 pounds heavier than a year ago.

GREEN MEATS: The green meat complex was firm this week. Bone-in hams continued to see increases on strong demand from both domestic and export channels. With the turkey supply being tight, Mexico's demand for bone-in hams as a substitute item was active. Boneless hams saw increases on lunch meat related item demand as participants are now preparing for the upcoming school year. Bellies were supported on strong demand for bacon as we are now in the midst of peak demand season. In trim, 42s, 72s, and boneless picnics saw hefty increases to their values as supply was tight amid the reduced slaughter and strong demand for grilling related items.

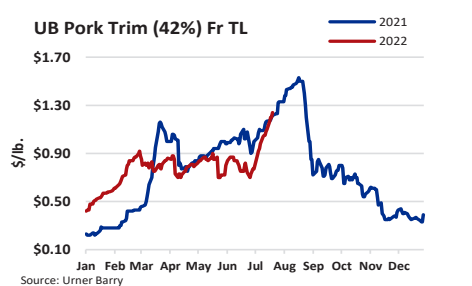
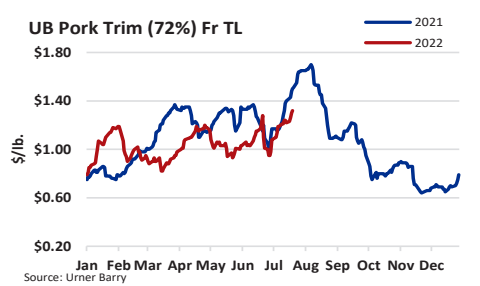
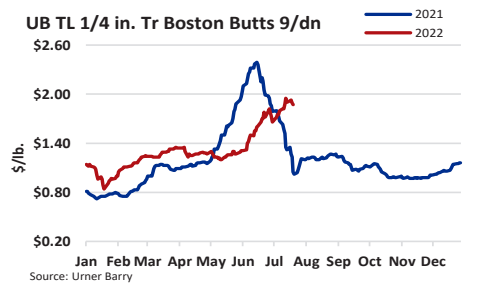
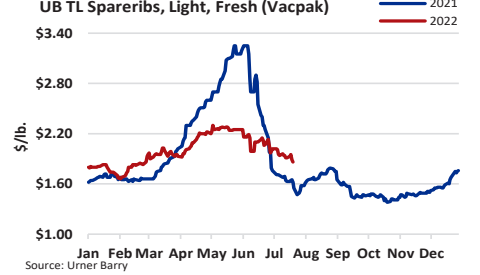
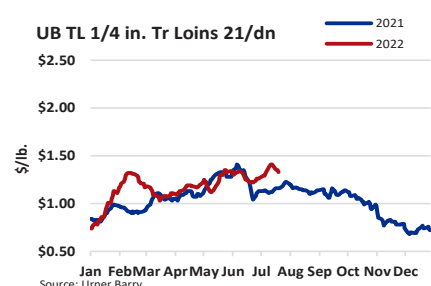
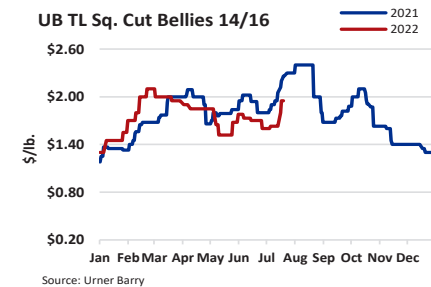
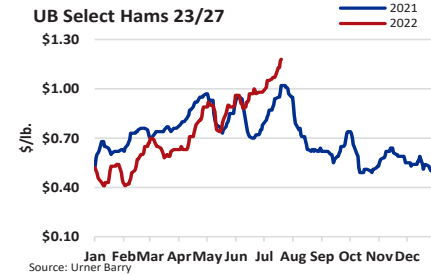
HAMS: Bone-in ham values were \$6.50/cwt to \$11.00/cwt firmer and boneless cuts were \$5.00/cwt stronger on average.

BELLIES: Skinless bellies were \$28.50/cwt firmer on average this week.

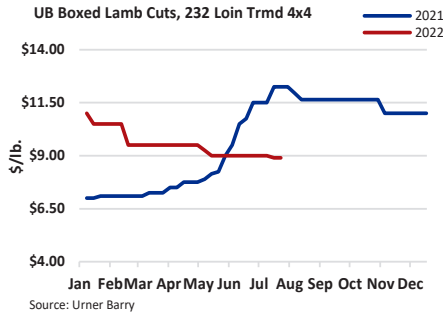
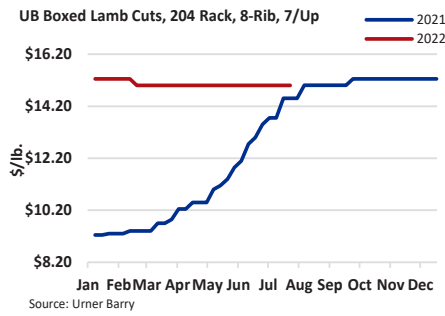
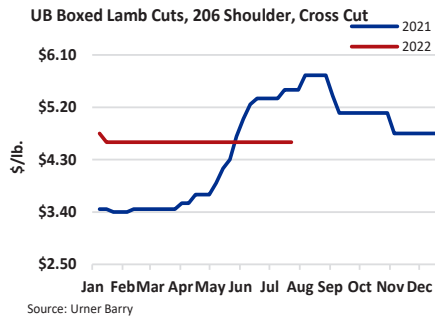
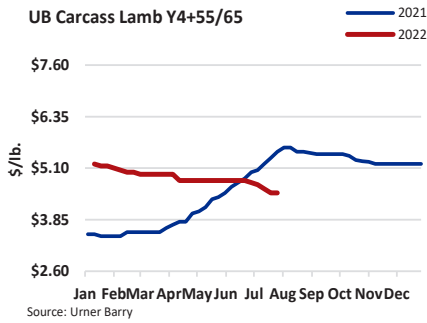
TRIMMINGS: 42s were \$16.50/cwt firmer and 72s were \$7.50/cwt stronger. Meanwhile, boneless picnics were \$5.50/cwt higher.

RETAIL: 1/4" bone-in loins were \$8.50/cwt weaker and 1/8" loins decreased \$3.50/cwt. Boneless strap-on loins were \$4.00/cwt stronger while boneless strap-off loins increased by \$5.50/cwt. Bone-in sirloins were \$1.50/cwt stronger while boneless sirloins were \$4.00/cwt firmer. Tenderloins were \$5.00/cwt stronger for the week. 1/4" bone-in butts were down \$7.00/cwt while boneless butts also declined \$1.50/cwt. Light and medium spareribs were mixed, with lights being \$4.50/cwt weaker while mediums were \$7.50/cwt stronger.

PORK PROCESSING ITEMS & RETAIL CUTS

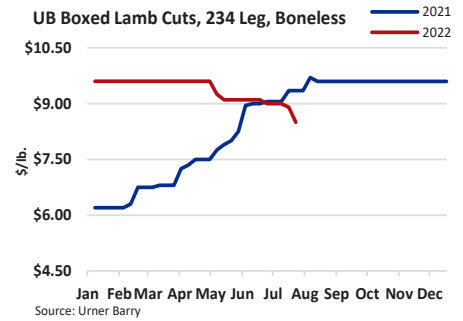


LAMB

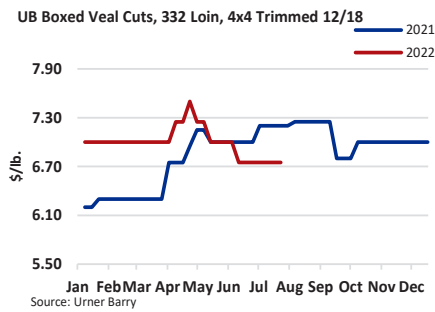
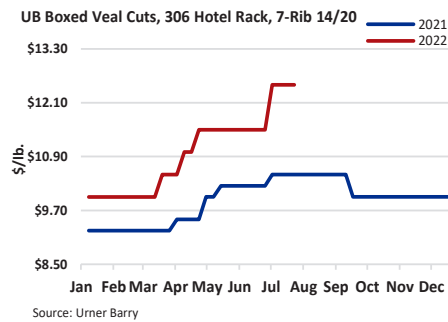
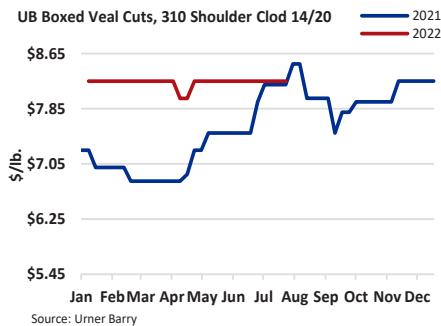
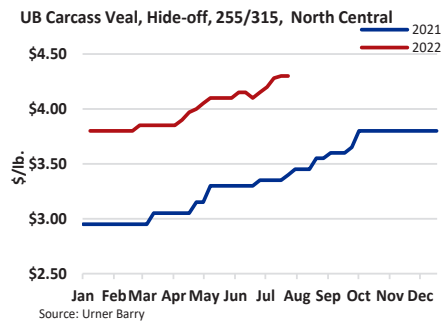


LAMB COMMENTARY

Lamb carcasses were steady this week. All carcass sizes that Urner Barry quotes remained at 52-week lows. For boxed cuts, breast related items were full steady. Leg cuts were under pressure and saw declines this week. Overall demand was moderate at best while supply was called fully adequate. In the most recent USDA Weekly Meat Production Under Federal Inspection report, weekly sheep slaughter was at 33,000, which was 8,000 higher than last week and 7,000 less than a week ago. Average weights were 136 pounds which was even with last week and 17 pounds higher than a year ago.

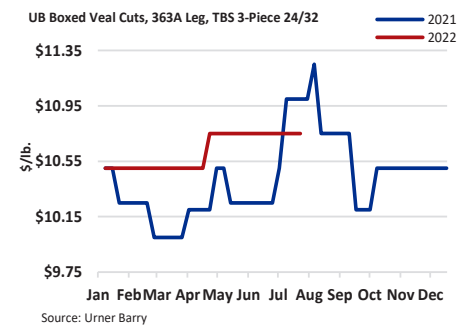


VEAL

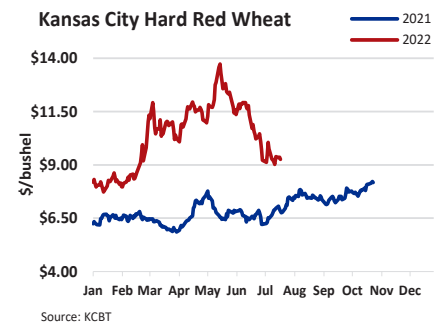
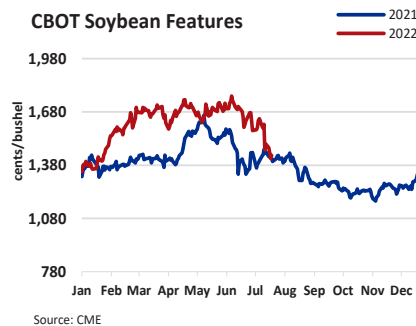
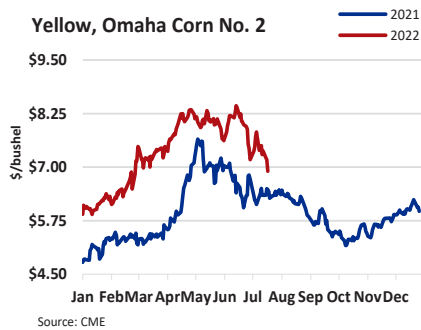


VEAL COMMENTARY

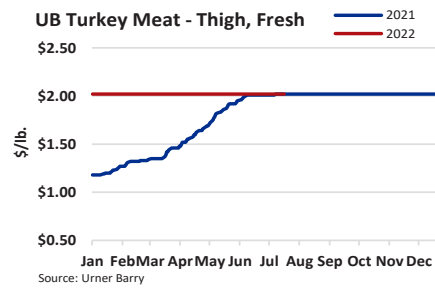
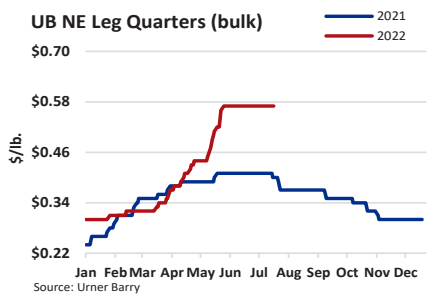
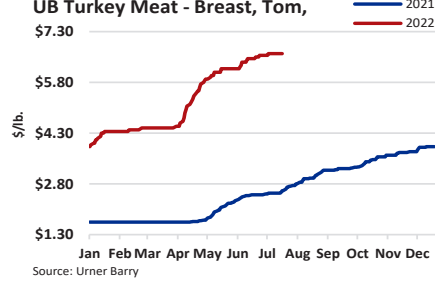
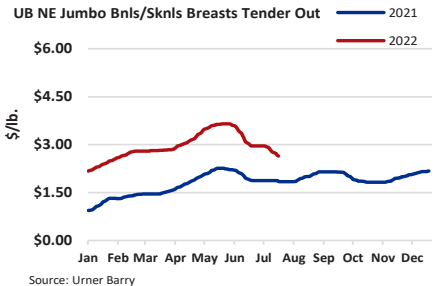
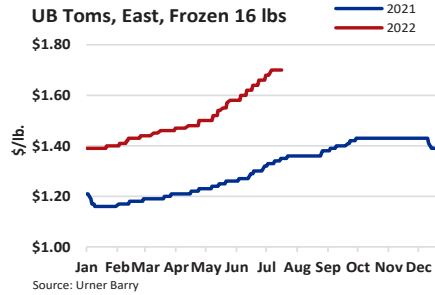
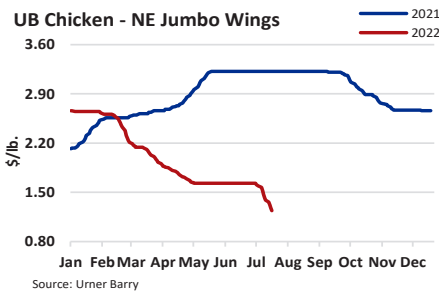
Veal carcasses saw mixed trade this week and saw slightly wider ranges than the previous week. The overall inflationary environment, elevated gas prices, and dwindling demand have resulted in prices seeing limited upward movement recently. With all of that said, racks, breasts, and hindshanks remain at all-time high prices due in part to the light slaughter and production figures. The USDA Special Fed Veal Slaughter was at 2,468, which was roughly 3% higher than the previous week. The USDA Special Fed Veal Dressed weights were at 287 pounds, which was 23.1 pounds higher than last week.



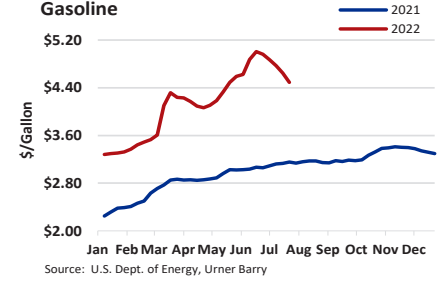
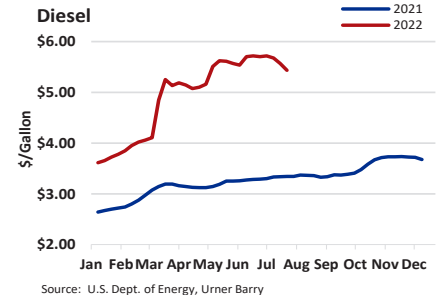
FEEDS: CORN, SOY BEAN, RED WHEAT



POULTRY



ENERGY



ANNOUNCEMENT

Urner Barry Price Reporting Receives Independent Assurance of IOSCO Compliance Achieving the Gold Standard for Price Reporting

For over 160 years, Urner Barry has been the trusted source for benchmark pricing in the food and agriculture industry. Now, the company has successfully completed an independent review of its price reporting methodology and control procedures, confirming Urner Barry's processes are aligned with the International Organization of Securities Commissions (IOSCO) Principles for Price Reporting Agencies (PRAs).

The Type 1 assurance report, issued by auditor BDO, examined eight benchmark price indices.

"Our clients require the highest quality information to effectively conduct their business and navigate the supply chain," said Urner Barry CEO, Joe Muldowney. "This independent assurance review reflects the pledge we undertake to provide them with robust, independent, and accurate market coverage."

Read more about the latest quality assurance [HERE](#)

Contributors:

- Joe Muldowney - joemo@urnerbarry.com
- Russ Whitman - rwhitman@urnerbarry.com
- Russ Barton- rbarton@urnerbarry.com
- Gary Morrison- gmorrison@urnerbarry.com
- Bill Smith - bsmith@urnerbarry.com
- Matt Busardo - mbusardo@urnerbarry.com
- Dylan Hughes - dhughes@urnerbarry.com
- Ryan Hojnowski - rhojnowski@urnerbarry.com
- Todd Unger - tunger@urnerbarry.com

POULTRY COMMENTARY

WOGs, all-sized wings, and jumbo boneless continued to see downward pressure this week as all buying channels considerably slowed their pull. Chunk and trim meats saw downward pressure as well with boneless values slumping. As for tenders, consistent QSR and fast food demand kept all offerings well cleared and held with a bit of confidence. The back half was mostly uneventful. Thigh meat is the only line that saw consistent discounting, but varying pressure was noted for legs and drums.

Whole body toms and hens, as well as consumer and institutional-sized breasts, continue to be held with the utmost confidence at full market or higher levels. Spot trade is limited. The parts segment has been on the quiet side overall, but all lines remain very well supported at their current levels. Demand via smokers and grinders is the most pronounced. Raw materials

were similarly hushed this week, but buyers continue to make the rounds searching for product. All breast meat lines, as well as tenders and scapula, remain at full steady undertones moving forward as available production is mostly short of buyer needs.

This report is offered to you conditioned on your acceptance without modification of the terms, conditions, and notices contained herein. Please read the End-User License Agreement (the "Agreement), a copy of which is available at www.urnerbarry.com before utilizing this Urner Barry product. Your use of a particular UB Product(s) may also be subject to additional terms set forth in the Agreement. Your use of the UB Product(s) constitutes your acceptance of all of the terms, conditions, and notices set forth in the Agreement. Urner Barry reserves the right to amend, remove, or add to these terms, conditions and notices at any time without notice. Accordingly please continue to review the Agreement whenever accessing or using the UB Product(s). If at any time you do not accept the Agreement along with the terms and conditions outlined in the Services and Products Order Form, you may not use this or any UB Product. Commodity Indices, Cattle Fax, Daily Beef Quotations, Daily Pork Quotations, Daily Lamb & Veal Quotations, Daily Poultry Quotations, Beef and Pork Futures, USDA Direct Hogs, are quoted in \$/lb; USDA Slaughter is quoted as Head in Thousands; USDA Production is quoted as Pounds in Millions; USDA Weights are quoted in Pounds; USDA Drop credit is quoted in \$/cwt live; Feeds are quoted in \$/Bushel; Gasoline & Diesel are quoted in Cents/Gallon.