

# WEEKLY Market Report

Friday, July 05, 2024

Number 28 - Volume 17

## WEEKLY COMMODITY AT A GLANCE

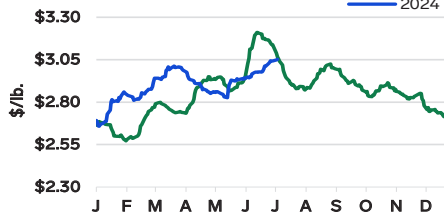
	This Week	Last Week	Last Year
Omaha, US No 2 Yellow Corn	4.31	4.28	5.52
CBOT Soybean	1,188.50	1,150.50	1,485.50
NYMEX Light Crude Oil	UNQ	81.54	73.86
Loose Lard, Chicago Basis	0.49	0.46	0.80
Edible Tallow, Chicago Basis	0.58	0.56	0.730
Beef Trimmings, 90% Fresh	378.00	373.00	294.00
Beef Trimmings, 50% Fresh	106.00	105.00	192.00
Aust/NZ Blend Cow 90% EC Spot	299.00	298.00	243.00
USDA Drop Credit	0.120	0.119	0.133
112A 3 Ribeye Roll, Lip-On CH	1,000.00	1,000.00	1,075.00
116A 3 Chuck Roll, Neck-Off CH	380.00	370.00	380.00
168 3 Round, Top (Inside) CH	355.00	355.00	330.00
180 3 Strip Loin, Bnls, 0x1 CH	975.00	975.00	1,023.00
136 Coarse Ground 81%	320.00	320.00	291.00
189A 4 Loin, Tenderloin, PSMO CH	1,320.00	1,338.00	1,450.00
Cattle-Fax, 6-State Fed Steer Price	194.48	193.48	0.00
Select Hams 20/23	91.00	91.00	98.00
Sq Cut Bellies 14/16	122.00	125.00	110.00
1/4 Trmd. Loins 21/dn	127.00	128.00	124.00
1/4 Tr Boston Butts 9/dn	135.00	145.00	175.00
Spareribs, Light, Fresh	164.00	167.00	165.00
Fresh Pork Trim (42%)	40.00	43.00	82.00
Fresh Pork Trim (72%)	80.00	79.00	112.00
Carcass Lamb Y4+55/65	4.53	4.53	0.00
Lamb Cuts, 204 Rack, 8-Rib, 7/Up	11.50	11.50	12.50
Lamb Cuts, 206 Shoulder, Cross Cut	4.05	4.05	3.75
Lamb Cuts, 232 Loin Trmd 4x4	7.15	7.15	7.00
Lamb Cuts, 234 Leg, Boneless	7.90	7.90	6.75
Carcass Veal, Hide-off, 255/315, NC	4.65	4.65	4.20
Veal Cuts, 306 Hotel Rack, 7-Rib 14/20	11.00	11.00	10.50
Veal Cuts, 310 Shoulder Clod 14/20	7.75	7.75	7.25
Veal Cuts, 332 Loin, 4x4 Trim 12/18	7.25	7.25	6.75
Veal Cuts, 363A Leg, TBS 3-Pc 24/32	10.25	10.25	10.25

Quotes represent the high side of Friday's trading range

## RIEMANN CONTRACT SETTLEMENTS

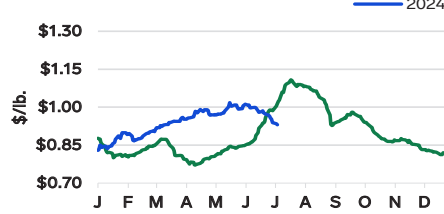
	7/5	6/28	6/21
Weekly Imported Aust/NZ Blend Cow 90% EC 7:45	2.96	2.94	2.88
Weekly Weighted Average Blended Boxed Beef Cutout Index	323.12	318.72	317.28

UB Beef Index - EBP



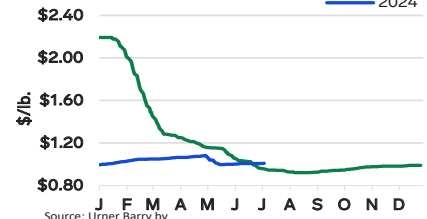
Source: Uerner Barry by Expana

UB Pork Cutout - EBP



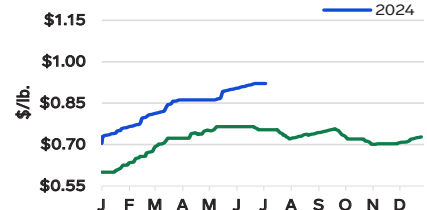
Source: Uerner Barry by Expana

UB Turkey Index - EBP



Source: Uerner Barry by Expana

UB Chicken Index - EBP



Source: Uerner Barry by Expana

## EST. DAILY CATTLE SLAUGHTER

	M	T	W	TH	F	S	Total
TW	115	118	120	6	116	42	517
LW	115	121	117	121	119	16	609
*LY	77	2	126	127	126	77	536

## EST. DAILY HOG SLAUGHTER

	M	T	W	TH	F	S	Total
TW	477	471	479	10	0	160	1,597
LW	463	481	466	476	472	63	2,421
*LY	394	4	473	458	468	155	1,954

## EST. DAILY SHEEP SLAUGHTER

	M	T	W	TH	F	S	Total
TW	10	8	7	0	3	0	28
LW	10	8	5	7	5	0	35
*LY	9	1	7	7	3	0	28

## EST. DAILY CALVES SLAUGHTER

	M	T	W	TH	F	S	Total
TW	1	1	1	1	1	0	5
LW	1	1	1	1	1	0	5
*LY	1	0	1	1	1	0	5

## EST. DAILY COW & BULL SLAUGHTER

	F	S	M	T	W	TH	Total
LW	6/21	6/22	6/24	6/25	6/26	6/27	96
TW	6/28	6/29	7/1	7/2	7/3	7/4	96
*LY	26	8	17	1	28	27	107

\*Last Year's numbers are rounded

## FOREIGN EXCHANGE RATES

	This Week	Last Week	Last Year
Australia, Dollar	0.672	0.666	0.664
Mexico, Peso	18.121	18.363	17.186
Canada, Dollar	1.362	1.369	1.332
Japan, Yen	161.271	160.572	143.116
China, Yuan (RMB)	7.270	7.268	7.232
Brazil, Real	5.522	5.518	4.889
South Korea, Won	1,381.03	1,387.22	1,302.12
Taiwan, Dollar	32.509	32.558	31.281
European Union, Euro	1.080	1.070	1.092

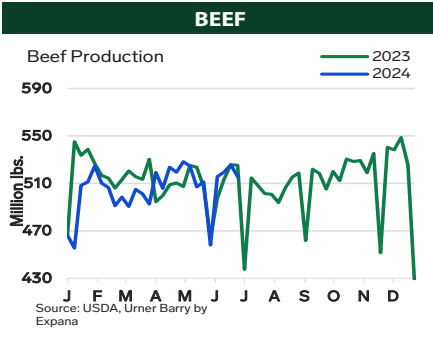
## COLD STORAGE STOCKS

	(Pounds in Thousand: 5/31/24	4/30/24	5/31/23
Beef in Freezer, Bnls	382,685	399,032	385,103
Beef Cuts	40,999	39,498	40,557
<b>Total Beef</b>	<b>423,684</b>	<b>438,530</b>	<b>425,660</b>
<b>PORK &amp; OTHER</b>	<b>5/31/24</b>	<b>4/30/24</b>	<b>5/31/23</b>
Pork in Freezer, Picnics	5,058	5,772	8,179
Hams	110,707	94,952	137,159
Bellies	71,374	76,692	82,531
Loins	34,089	39,037	32,890
Spareribs	74,597	93,054	79,382
Butts	19,489	20,239	17,862
Trimmings	43,584	46,411	55,032
Other Pork in Freezer	49,800	51,922	48,349
<b>Total Pork</b>	<b>481,887</b>	<b>499,308</b>	<b>531,757</b>
Veal in Freezer	679	719	964
Lamb & Mutton in Freezer	23,420	23,229	25,111
<b>Total Frozen Lamb &amp; Veal</b>	<b>24,099</b>	<b>23,948</b>	<b>26,075</b>

Data Updated: June 25, 2024

URNER BARRY BY EXPANA WEEKLY RED MEAT INSIDER'S REPORT is available on FoodMarket.com and through Uerner Barry by Expana flagship service [expanamarkets.com](http://expanamarkets.com)

UB BEEF CUTOUT Jul-05 v. Jun-28				
	CHOICE	SELECT	NO-ROLL	CAB
Rib	1.50%	-1.50%	-0.01%	0.34%
Chuck	0.11%	2.62%	1.40%	2.15%
Round	0.48%	0.41%	0.35%	2.43%
Loin	-0.17%	-6.43%	-2.47%	0.99%
Briske	0.15%	0.16%	0.17%	0.19%
Plate	1.27%	1.27%	1.27%	0.83%
Flank	1.07%	1.09%	1.16%	2.80%
<b>Total</b>	<b>0.41%</b>	<b>-1.24%</b>	<b>-0.15%</b>	<b>46.63%</b>



**BEEF COMMENTARY**

It was quite the subdued environment within the boxed beef market amidst the Fourth of July holiday. With both buyers and sellers positioned in the weeks prior, it led to minimal change throughout the week. Trade primarily occurred in hand-to-mouth fashion as a result. A touch of unsettledness lingered throughout the cutout as some primals continued to show early signs of softness, while record-high boneless beef prices buoyed the end cut arena. Absenteeism for the holiday led to little market moving information as both the Wednesday and Friday trading session were quiet. Participants eyed early next week for more market moving information to come to light as a clearer picture of weekend business would develop.

**LIVE CATTLE:** Too few to trend, prices in the North ranged from \$190.00/cwt to \$198.00/cwt live and \$308.00/cwt to \$316.00/cwt dressed. Prices in the South were steady at \$190.00/cwt (full range \$190.00/cwt to \$196.00/cwt live)

**SLAUGHTER & BEEF PRODUCTION:** The weekly federally inspected slaughter for the week was 517,000 head, compared to 609,000 in the week prior. Live cattle weights slipped five pounds from last week to 1387 pounds. Dressed weights were two pounds lower this week to 846 pounds.

**RIBS:** Ribs saw some softness develop within the spot period. Primarily focused on select grade product, the seasonal grade slip has finally surfaced amid the warmer temperatures and supplies outpaced current demand. Hand-to-mouth purchasing was the norm within this category as buyers already positioned themselves in the run-up to the holiday.

**CHUCKS:** For the second week in a row, the chuck primal was unsettled. Sellers found more leverage around chuck rolls and chuck tenders and held firm with their offers around these items throughout the week. However, chuck flap meat and select clod tenders faced downward pressure as supplies were seen at fully adequate levels.

**ROUNDS:** The story was the same within the round primal throughout the holiday-shortened week. Bullish sentiment was apparent as stout prices of domestic 90's provided further support within the round. With grinders still eyeing various items within the primal, full steady tones hovered around essentially the entire category. Prices for outside rounds, as well as labor-intensive inside round cuts all moved higher.

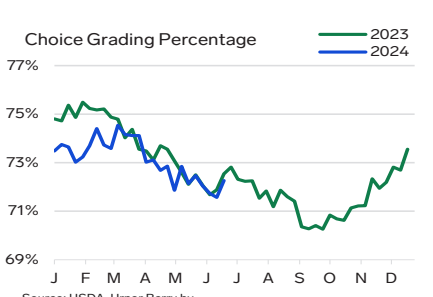
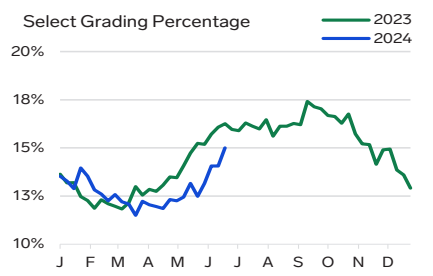
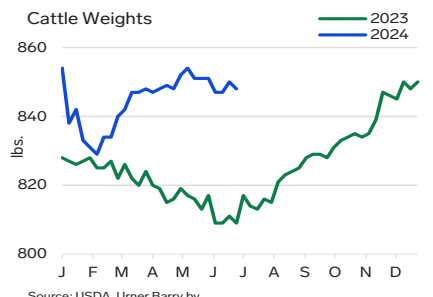
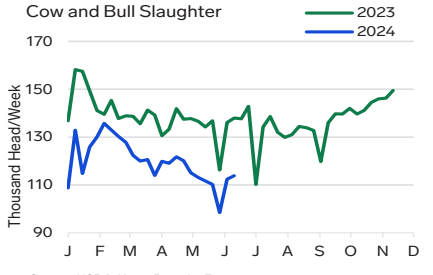
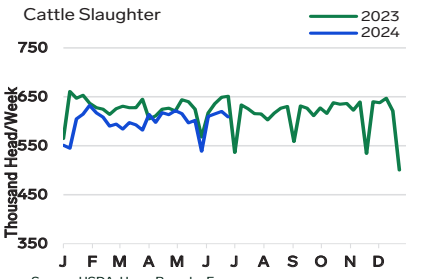
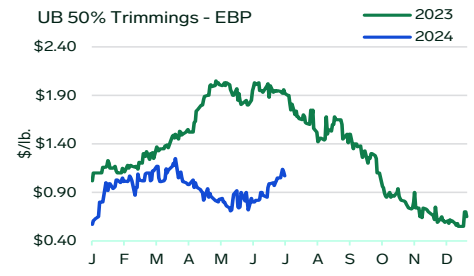
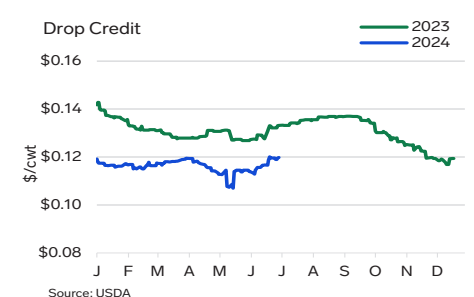
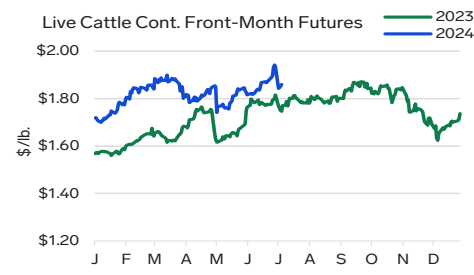
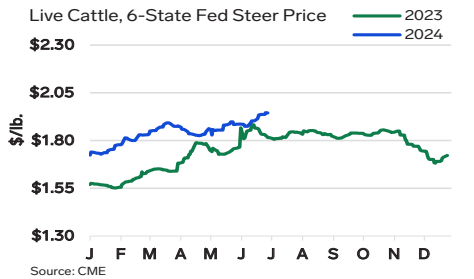
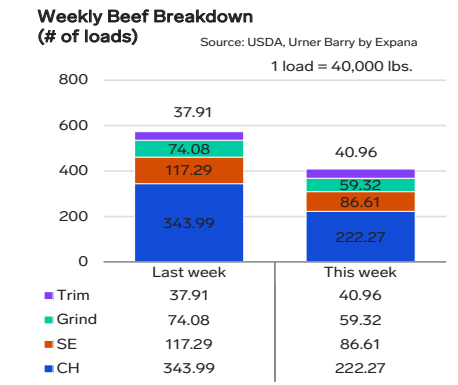
**LOINS:** As supplies have loosened up around some of the more high-value middle meats, the loin primal faced some downward pressure. Prices for short loins, bone-in 1x1 strips, boneless strips and tenderloins all saw prices move lower. Buyers had their fill of these items ahead of the Fourth of July holiday. The aforementioned slip in grade also led to price depreciation across the primal for select product. Top butts managed to become the outlier in the category and prices moved higher as retailers eyed value for upcoming features.

**GROUND BEEF:** Grinds were uneventful amid the holiday. Participants again noted that product was moving well throughout the system and retail was prominently featuring ground beef but it failed to move the needle in one direction or another. Grinds traded within a channel and no adjustments were made within the complex.

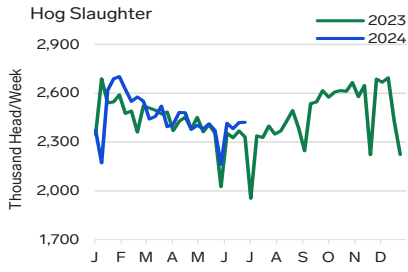
**BONELESS BEEF:** Movement in the domestic boneless beef market was on the light side this week. Scheduling surrounding the July 4th holiday caused some uncertainty in these markets. Domestic lean material continues to be tight. Buyers continue to indicate that they are maximizing lower priced alternatives in formulations. Fresh 50s were steady to a little weaker in some instances. Opinions on demand varied noticeably from source to source.

UB BEEF CUTOUT-CH/SE SPREAD (\$/cwt)					
	M	T	W	TH	F
TW	18.55	18.47	19.08	-	19.11
*LW	13.70	12.96	12.96	13.69	14.21

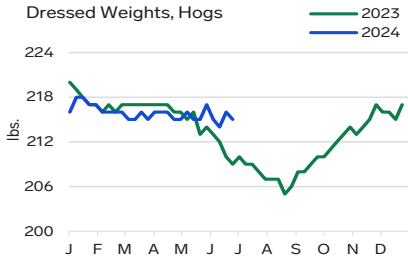
\*Last Week's numbers are rounded



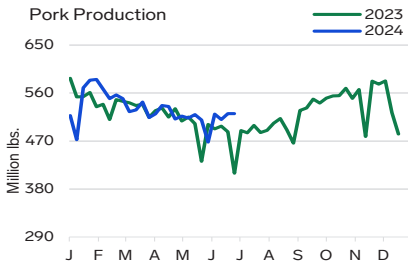
**PORK PRODUCTION**



Source: USDA, Urner Barry by Expana



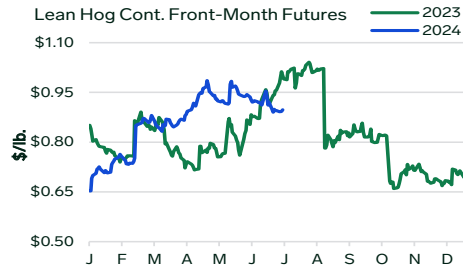
Source: USDA, Urner Barry by Expana



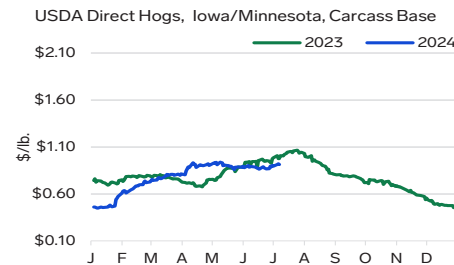
Source: USDA, Urner Barry by Expana

**LIVE HOGS & CUTOUT**

PORK CUTOUT	Jun-28	Jul-05	Change
Loin	94.900	93.220	-1.680
Butt	119.190	114.890	-4.300
Picnic	77.330	77.370	0.040
Sparerib	157.730	153.560	-4.170
Ham	82.660	78.500	-4.160
Belly	118.570	116.880	-1.690
<b>Cutout Value</b>	<b>95.319</b>	<b>92.955</b>	<b>-2.364</b>



Source: CME



Source: USDA, Urner Barry by Expana

**PORK COMMENTARY**

In the pork market this week, elevated live hog weights, reduced production schedules for the Independence Day holiday, and increased supplies on the spot market for some items impacted pork trade. Urner Barry's pork carcass cutout decreased by 2.5% percent during the week.

**PORK PRODUCTION:** Pork production for the week ending 7/6/2024 was estimated to be 438.2 million pounds. This would be 16% lower than last week and 7 percent higher than this same week a year ago. Live hog weights averaged 288 pounds for the week, which was 1 pound less than last week and 6 pounds heavier than this same week a year ago.

**GREEN MEATS:** In the green meat complex, bone-in hams were steady, despite interest from Mexico remaining active, while boneless material was also steady on continued lackluster spot market interest. The belly category displayed softer undertones amid fully adequate supplies for fresh and frozen material. In the trim segment, 42s were weak on increased availability on the spot market, while 72s were noted stronger on increased lean trim demand.

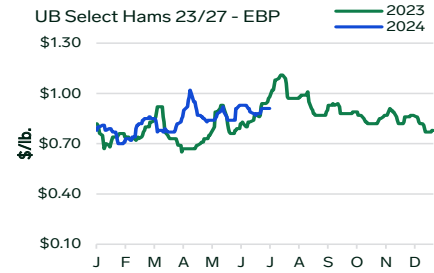
**HAMS:** Bone-in hams were steady, while boneless ham items were sideways.

**BELLIES:** Light skinless bellies were \$2.00/cwt weaker. Meanwhile, heavy skinless bellies were \$2.00/cwt lower.

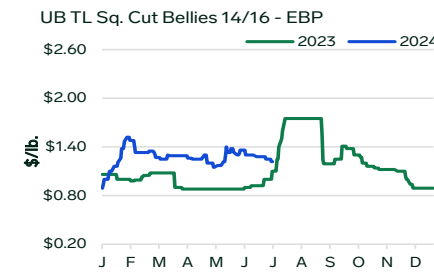
**TRIMMINGS:** 42s were \$2.50/cwt lower, while 72s were \$1.00/cwt stronger. Boneless picnics were \$2.00/cwt weaker.

**RETAIL:** 1/4" bone-in loins were \$1.00/cwt weaker, while 1/8" bone-in loins were steady. Boneless strap-ons were \$4.50/cwt weaker, while strap-offs were \$7.00/cwt lower. Bone-in sirloins were steady, while boneless sirloins were \$1.00/cwt stronger. Tenderloins were steady. 1/4" bone-in butts were \$1.00/cwt weaker, while boneless butts were \$2.50/cwt lower. Light spareribs were \$3.50/cwt weaker, while medium spareribs were \$5.50/cwt softer.

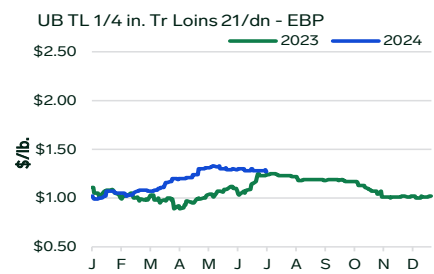
**PORK PROCESSING ITEMS & RETAIL CUTS**



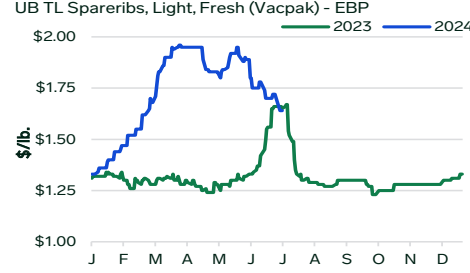
Source: Urner Barry by Expana



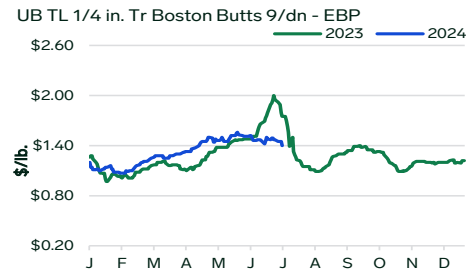
Source: Urner Barry by Expana



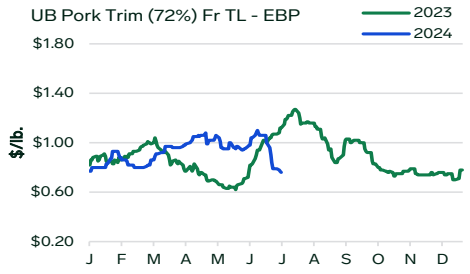
Source: Urner Barry by Expana



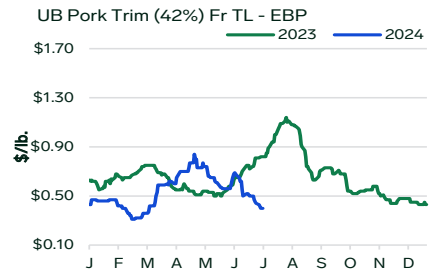
Source: Urner Barry by Expana



Source: Urner Barry by Expana

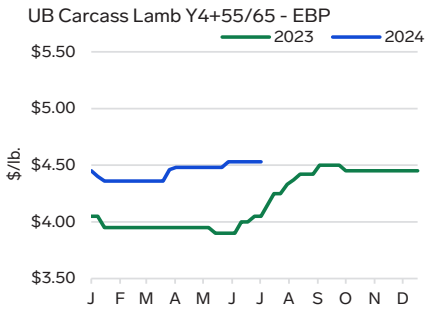


Source: Urner Barry by Expana

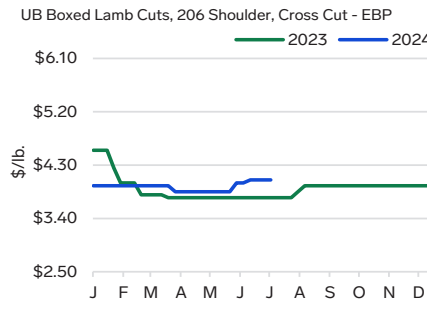


Source: Urner Barry by Expana

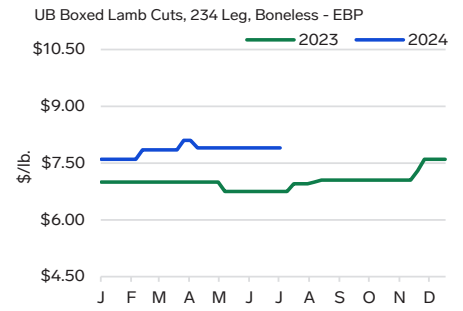
LAMB



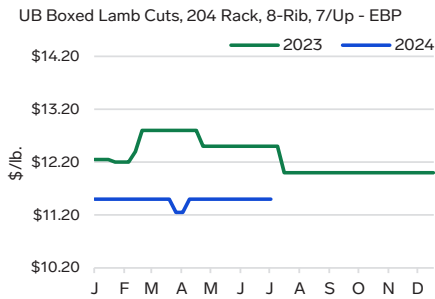
Source: Urner Barry by Expana



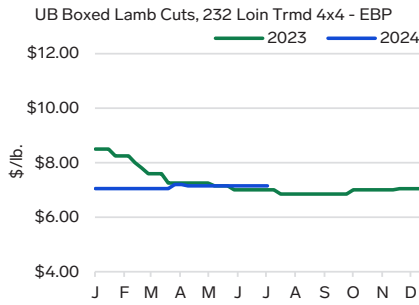
Source: Urner Barry by Expana



Source: Urner Barry by Expana



Source: Urner Barry by Expana



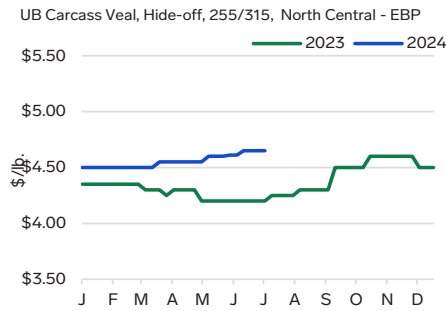
Source: Urner Barry by Expana

LAMB & VEAL COMMENTARY

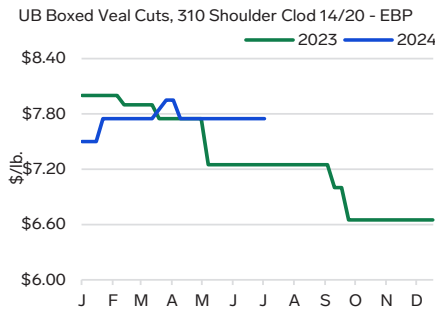
In the veal market this week, carcass prices exhibited a full steady bias, while boxed cuts were generally sideways. Some new items were added to our canvas this week include foreshanks, striploins, eye rounds, bones, veal for stewing, ground veal, and cutlets. According to the latest USDA Carlot Veal Carcass report, the total fed veal slaughter for the week ending June 29, 2024, was 2,104 head, reflecting only a 1.35% decrease from the previous week. Additionally, average weights increased by 3.3 pounds from the previous week, bringing the average to 295.7 pounds.

In the domestic lamb market this week, carcass prices were steady, though some market participants expect prices to rise further into July. On the boxed cut side, Denver-style ribs experienced a slight price drop, while all other cuts remained mostly steady. According to the latest USDA report, fresh lamb cuts (negotiated sales) totaled 435,178 pounds, showing a 1.4% decrease from the previous week. Trade volume for frozen products was reported at 72,442 pounds, which is 44.6% lower than the previous week. The most recent Estimated Meat Production Under Federal Inspection recorded lamb slaughter figures at 35,000 head, consistent with the prior week.

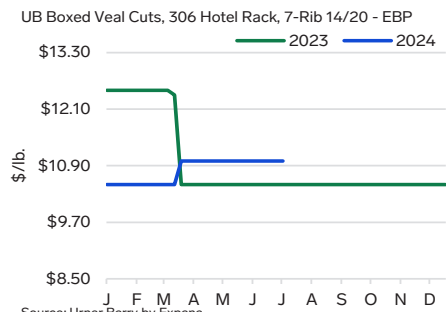
VEAL



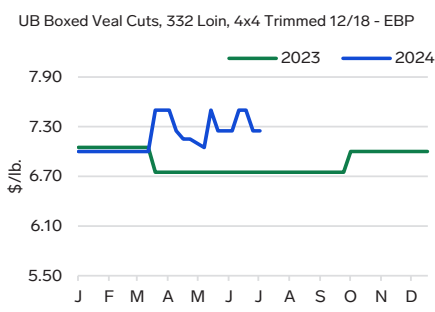
Source: Urner Barry by Expana



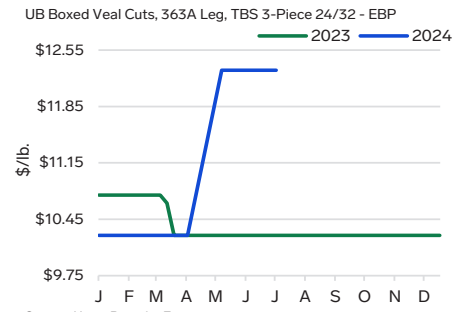
Source: Urner Barry by Expana



Source: Urner Barry by Expana

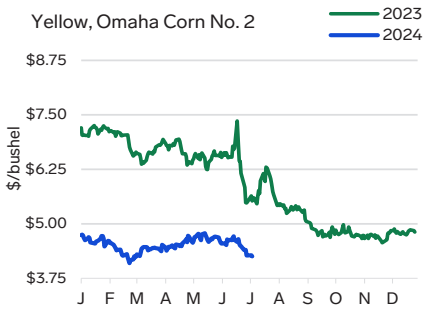


Source: Urner Barry by Expana

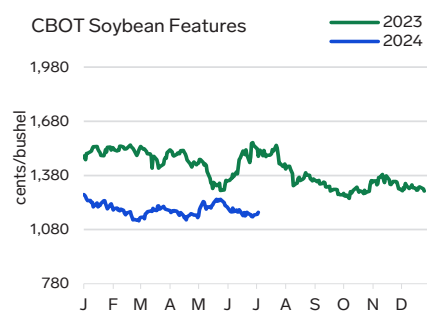


Source: Urner Barry by Expana

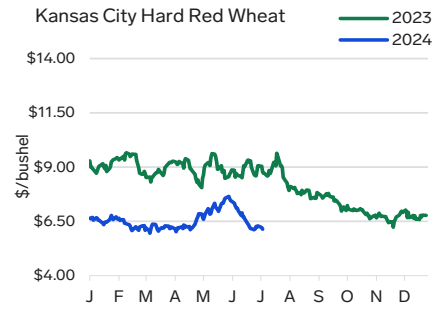
FEEDS: CORN, SOY BEAN, RED WHEAT



Source: CME

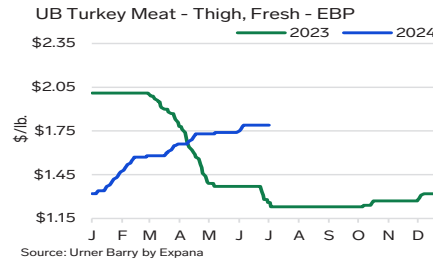
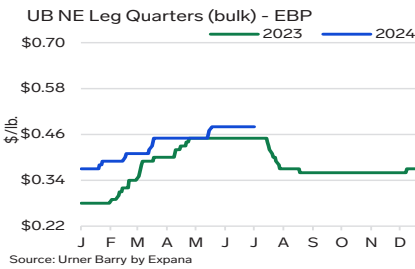
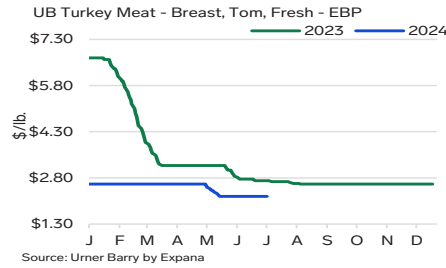
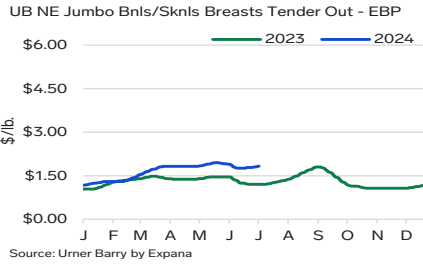
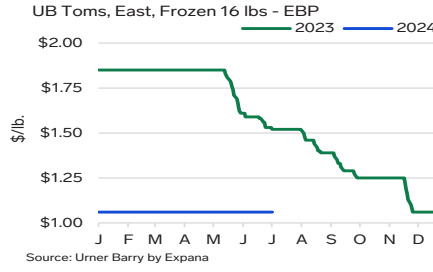
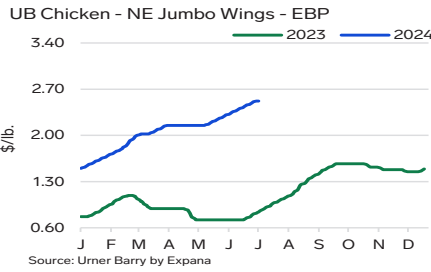


Source: CME

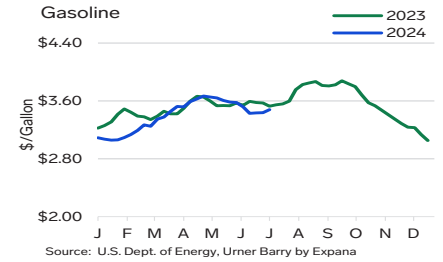
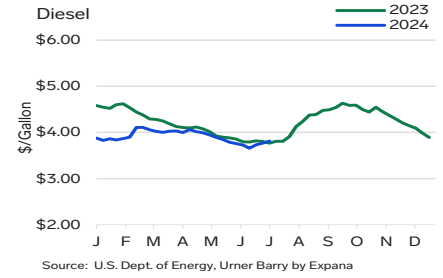


Source: KCBT

**POULTRY**



**ENERGY**



**POULTRY COMMENTARY**

This week, production of WOGs within the 3-4 lb range was fully adequate, combining with limited retail and deboning demand to lead to an about steady market with discounted offerings. The market for larger and smaller WOGs continued to be rated as steady. Some buyers of bone-in breast paid premiums as deboning operations increased production of boneless. Buyer demand for jumbo boneless breasts was moderate to active and sellers were able to obtain premiums for their product. Some buyers of jumbo boneless started turning towards medium boneless to fill their needs. Select offerings remained steady. Tenders were balanced throughout the week, though at the end of the week some buyers noted that they were beginning to see additional supply show up. Trim and chunk meat held a steady rating despite somewhat limited supplies. The wing market somewhat smoothed out over the week, going from a full steady rating at the beginning of the week to a steady rating by the end for medium and small wings as demand started to become less aggressive. The market for legs ended the week in a balanced position. Supply of leg quarters was well cleared by moderate to active demand. Sellers of drumsticks experienced moderate demand from retail and

deboning buyers holding the market steady. Thighs were stable, but some buyers note they are bidding below the market to start next week. Demand for thigh meat increased through the week while whole leg meat remained balanced. Buyers on the export market have backed off demand due to price sensitivity from a strong U.S. dollar.

Frozen whole-body turkeys continued to struggle to attract demand while buyers began to turn their attention to fresh offerings. More sales of fresh have surfaced within a wide price range as processors battle for position on the market. Frozen drums made upward price movements this week due to ongoing demand from grinding and smoking operations. Wings and two-joints were well-cleared this week at supportive price points. Some transactions for tom necks were at a discount, leading to an about steady rating. Tails, livers, hearts, and gizzards end the week with a steady undertone. Prices for fresh and frozen boneless breast meat remained stable, though some sellers noted having extra to sell. Tenders, trim, scapula, and wing meat were also balanced and well cleared. Trading on the export market was quiet throughout the week.

**Contributors:**

- Joe Muldowney - joe.muldowney@expanamarkets.com
- Russ Whitman - russ.whitman@expanamarkets.com
- Mason Augustino - mason.augustino@expanamarkets.com
- Gary Morrison - gary.morrison@expanamarkets.com
- Bill Smith - bill.smith@expanamarkets.com
- Matt Busardo - matt.busardo@expanamarkets.com
- Dylan Hughes - dylan.hughes@expanamarkets.com
- Ryan Doyle - ryan.doyle@expanamarkets.com
- Todd Unger - todd.unger@expanamarkets.com

Copyright (C) Expana and Urner Barry 2024. All rights reserved. | www.expanamarkets.com | Your use of this publication is expressly conditioned on your adherence to the relevant terms and conditions which are available at <https://www.expanamarkets.com/terms-conditions/>. This publication is protected by applicable copyright law, please do not copy or redistribute. While data contained in this report is gathered from reliable sources, accuracy and completeness cannot be guaranteed. No content (in words or numbers whether written, electronic or oral) made available to you constitutes or is to be taken as constituting, the giving of investment advice by Urner Barry by Expana or their affiliates to any person. If you require any advice regarding your options, you should contact a suitably authorized and qualified person. All data, information and opinions are subject to change without notice. Commodity Indices, Cattle Fax, Daily Beef Quotations, Daily Pork Quotations, Daily Lamb & Veal Quotations, Daily Poultry Quotations, Beef and Pork Futures, USDA Direct Hogs, are quoted in \$/lb; USDA Slaughter is quoted as Head in Thousands; USDA Production is quoted as Pounds in Millions; USDA Weights are quoted in Pounds; USDA Drop credit is quoted in \$/cwt live; Feeds are quoted in \$/Bushel; Gasoline & Diesel are quoted in Cents/Gallon.