

Friday, June 03, 2022

Number 23 - Volume 15

WEEKLY COMMODITY AT A GLANCE

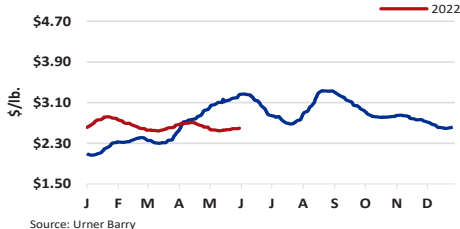
	This Week	Last Week	Last Year
Omaha, US No 2 Yellow Corn	UNQ	8.12	7.00
CBOT Soybean	1,697.75	1,732.25	1,580.00
NYMEX Light Crude Oil	118.87	115.07	70.05
Loose Lard, Chicago Basis	0.82	0.82	0.58
Edible Tallow, Chicago Basis	0.84	0.84	UNQ
Beef Trimings, 90% Fresh	278.00	281.00	278.00
Beef Trimings, 50% Fresh	119.00	110.00	100.00
Aust/NZ Blend Cow 90% EC Spot	282.00	283.00	280.50
USDA Drop Credit	0.000	0.134	0.122
112A 3 Ribeye Roll, Lip-On CH	915.00	900.00	1,340.00
116A 3 Chuck Roll, Neck-Off CH	305.00	300.00	405.00
168 3 Round, Top (Inside) CH	285.00	285.00	365.00
180 3 Strip Loin, Bnls, Ox1 CH	823.00	823.00	1,050.00
136 Coarse Ground 81%	310.00	310.00	316.00
189A 4 Loin, Tenderloin, PSMO CH	1,375.00	1,375.00	1,825.00
Cattle-Fax, 6-State Fed Steer Price	0.00	140.59	119.81
Select Hams 20/23	97.00	91.00	98.00
Sq Cut Bellies 14/16	178.00	168.00	202.00
1/4 Trmd. Loins 21/dn	130.00	133.00	141.00
1/4 Tr Boston Butts 9/dn	131.00	127.00	218.00
Spareribs, Light, Fresh	216.00	225.00	325.00
Fresh Pork Trim (42%)	84.00	72.00	101.00
Fresh Pork Trim (72%)	104.00	101.00	133.00
Carcass Lamb Y4+55/65	4.80	4.80	4.50
Lamb Cuts, 204 Rack, 8-Rib, 7/Up	15.00	15.00	12.10
Lamb Cuts, 206 Shoulder, Cross Cut	4.60	4.60	5.00
Lamb Cuts, 232 Loin Trmd 4x4	9.00	9.00	9.50
Lamb Cuts, 234 Leg, Boneless	9.10	9.10	8.95
Carcass Veal, Hide-off, 255/315, NC	4.15	4.10	3.30
Veal Cuts, 306 Hotel Rack, 7-Rib 14/20	11.50	11.50	10.25
Veal Cuts, 310 Shoulder Clod 14/20	8.25	8.25	7.50
Veal Cuts, 332 Loin, 4x4 Trim 12/18	7.00	7.00	7.00
Veal Cuts, 363A Leg, TBS 3-Pc 24/32	10.75	10.75	10.25

Quotes represent the high side of Friday's trading range

RIEMANN CONTRACT SETTLEMENTS

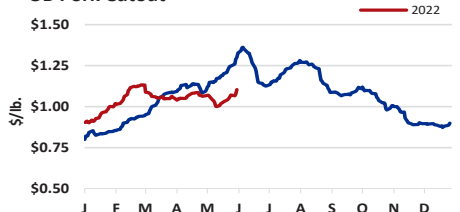
	6/3	5/27	5/20
Weekly Imported Aust/NZ Blend Cow 90% EC 7:45	2.85	2.85	2.86
Weekly Weighted Average Blended Boxed Beef Cutout Index	262.69	259.28	257.27

UB Beef Index



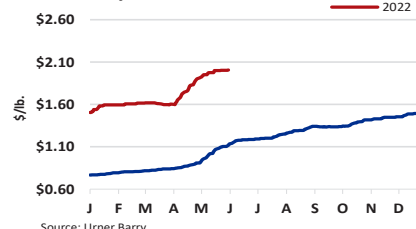
Source: Urner Barry

UB Pork Cutout



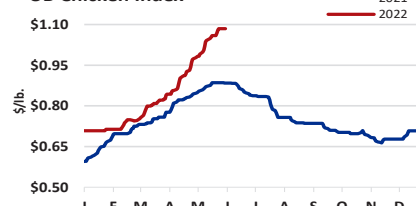
Source: Urner Barry

UB Turkey Index



Source: Urner Barry

UB Chicken Index



Source: Urner Barry

EST. DAILY CATTLE SLAUGHTER

	M	T	W	TH	F	S	Total
TW	3	126	125	127	126	96	603
LW	125	125	125	124	120	25	644
*LY	3	95	108	119	120	99	544

EST. DAILY HOG SLAUGHTER

	M	T	W	TH	F	S	Total
TW	2	467	477	475	478	145	2,044
LW	464	473	472	475	449	11	2,344
*LY	2	398	446	472	479	190	1,987

EST. DAILY SHEEP SLAUGHTER

	M	T	W	TH	F	S	Total
TW	0	9	7	8	6	0	30
LW	10	7	7	7	4	0	35
*LY	1	10	8	8	6	0	32

EST. DAILY CALVES SLAUGHTER

	M	T	W	TH	F	S	Total
TW	0	2	1	1	1	0	5
LW	2	2	1	1	1	0	7
*LY	0	1	2	1	2	0	6

EST. DAILY COW & BULL SLAUGHTER

	F	S	M	T	W	TH	Total
LW	5/20	5/21	5/23	5/24	5/25	5/26	145
TW	5/27	5/28	5/30	5/31	6/1	6/2	113
*LY	24	10	1	20	24	26	105

*Last Year's numbers are rounded

FOREIGN EXCHANGE RATES

	This Week	Last Week	Last Year
Australia, Dollar	0.723	0.715	0.774
Mexico, Peso	19.574	19.668	19.768
Canada, Dollar	1.258	1.274	1.209
Japan, Yen	130.504	126.982	109.348
China, Yuan (RMB)	6.660	6.700	6.397
Brazil, Real	4.812	4.751	5.048
South Korea, Won	1,246.19	1,251.62	1,114.07
Taiwan, Dollar	29.300	29.262	27.704
European Union, Euro	1.071	1.071	1.218

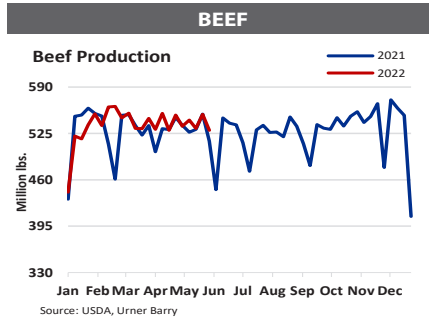
COLD STORAGE STOCKS

(Pounds in Thousands)	4/30/21	3/31/22	4/30/22
Beef in Freezer, Bnls	413,966	486,447	483,209
Cuts	34,888	49,392	48,519
Total Beef	448,854	535,839	531,728
PORK & OTHER	4/30/21	3/31/22	4/30/22
Pork in Freezer, Picnics	7,327	9,216	8,638
Hams	80,389	74,105	98,182
Bellies	35,204	56,779	58,702
Loins	44,869	39,472	42,383
Spareribs	102,061	116,768	116,955
Butts	14,528	20,670	21,714
Trimings	41,315	52,991	52,097
Other Pork in Freezer	62,668	47,096	57,134
Total	456,921	485,929	530,244
Veal in Freezer	7,043	2,682	2,817
Lamb & Mutton in Freezer	24,753	24,006	24,435
Total	31,796	26,688	27,252

Data Updated: May 24, 2022

URNER BARRY'S WEEKLY RED MEAT INSIDER'S REPORT is available on FoodMarket.com and through Urner Barry's flagship service Comtell Online. FoodMarket is available for \$37.00 a month.

UB BEEF CUTOUT Jun-03 v. May-27				
	CHOICE	SELECT	NO-ROLL	CAB
Rib	0.89%	-1.09%	-4.68%	1.12%
Chuck	-0.37%	-0.25%	-0.39%	1.49%
Round	0.23%	0.37%	-0.16%	0.83%
Loin	0.43%	0.15%	-0.46%	1.38%
Briske	3.35%	1.15%	0.38%	1.89%
Plate	0.33%	0.33%	0.33%	2.33%
Flank	1.98%	1.55%	1.59%	1.88%
Total	0.44%	-0.03%	-0.93%	1.35%



BEEF COMMENTARY
 Upon exiting the holiday weekend, the boxed beef market experienced much steadier undertones across the primal. As slaughters continued to run hot, this has allowed buyers to take a hand to mouth approach as supplies are not expected to dry up anytime soon. Business on the week was noted to be significantly better on the buy side as demand appeared to have picked up more recently. But with the seasonal decline in grading becoming evident over the course of the last few weeks this has put a bit of pressure on select grade material.

LIVE CATTLE: Cattle prices overall this week were lower in the South with the bulk of trade at \$135.00/cwt live full range \$134.00 to \$136.00/cwt. In the North, prices were steady to lower with the bulk at \$140.00/cwt live; full range \$137.00 to \$142.00/cwt. Dressed sales were steady to down \$5.00 with the bulk around \$222.00/cwt with a full range between \$220.00 to \$226.00/cwt.

SLAUGHTER & BEEF PRODUCTION: The weekly federally inspected slaughter was 603,000 head for the shortened work week. Live weights ended the week at 1358 pounds down seven pounds on the week. Dressed weights were 820 pounds, down four pounds from last week.

RIBS: Ribs carried over interest from the week prior and continued down a steady path. With much more attractive retail features coming online over the next couple weeks this appeared to have sparked some interest. With ranges tightening this has put a bit more confidence back into the market as momentum per say is still absent, drastic moves have not been seen like in the previous years and this has allowed for steady trade.

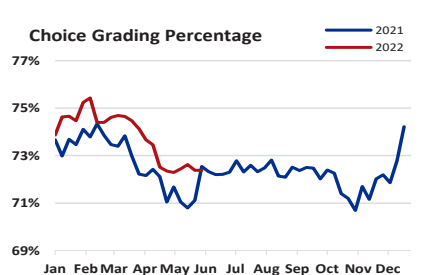
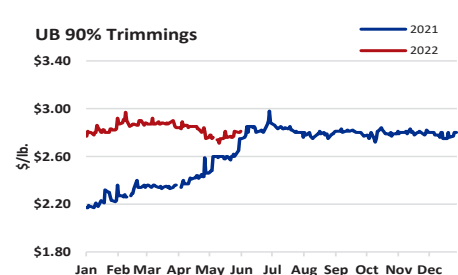
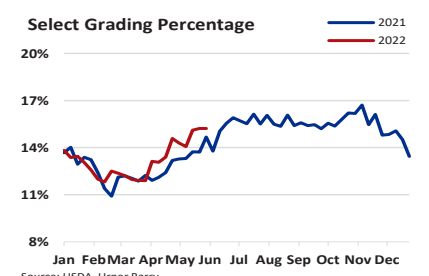
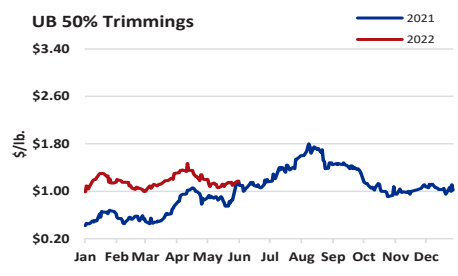
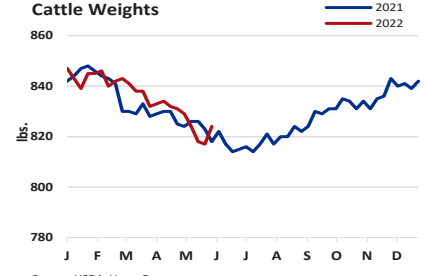
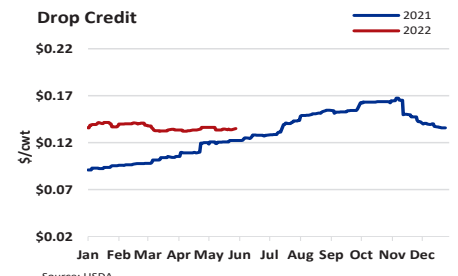
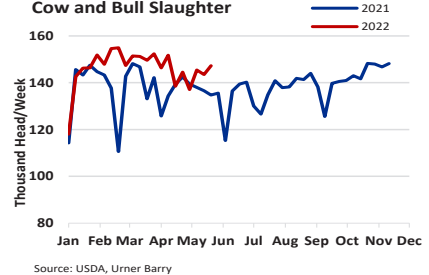
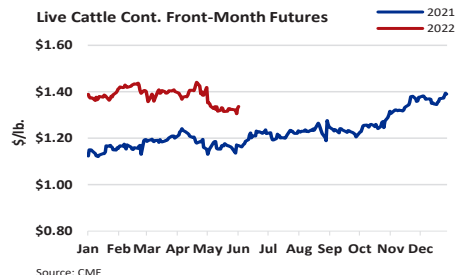
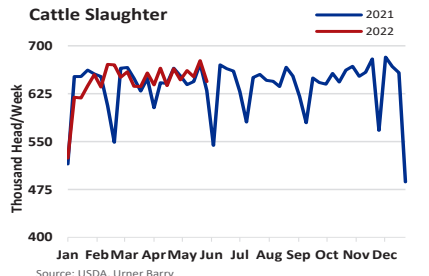
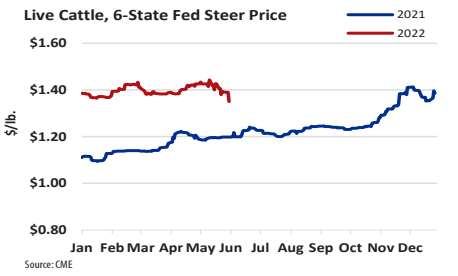
CHUCKS: Steady tones are now consistent within this complex as supplies and demand appeared to be in good standing. With export business still running strong this has cleaned up any excess inventories alongside the need for grinding material for those with that capability.

ROUNDS: With the shortened work week it appeared there was no real change within the round complex as needs are met with ease and demand remained steady. This area saw a steady flow of business and this is largely from the attractive pricing and once again the need for grinding material.

LOINS: Interest continued to be stout around these items as upcoming retail features are heavily focused on these items. With the next holiday up being Father's Day, this has also added a layer of support for these items especially out front. The shortloin continued to inch up this week as it remained a heavily sought-after item.

GROUND BEEF Tones have shifted coming out of the holiday weekend to steady after having a couple firm weeks leading into the holiday period. Many expect this area to soften in the coming weeks as there is usually a lull in demand between now and July 4th but as inflation continues to be a problem there may be a bit more sustained interest than previous years suggest.

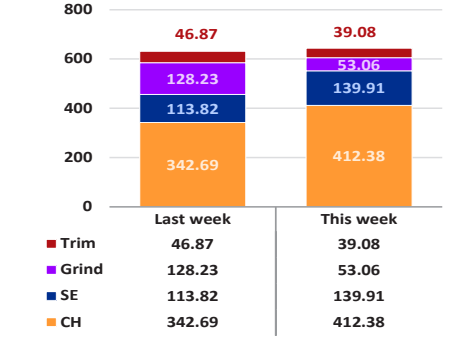
BONELESS BEEF: The market for fresh 90s was mixed this week. Availability varied noticeably from packer to packer. Fresh 50s trended a little higher as the week progressed. Offerings for next week ranged from packer to packer.



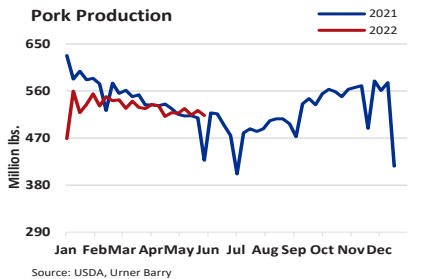
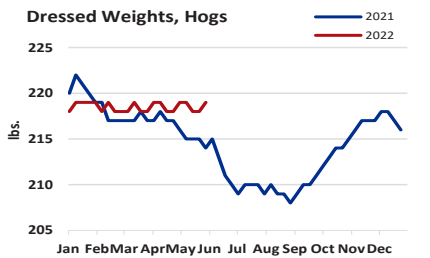
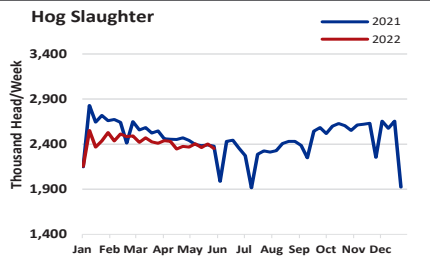
UB BEEF CUTOUT-CH/SE SPREAD (\$/cwt)					
	M	T	W	TH	F
TW	-	16.65	16.33	17.08	18.10
*LW	14.35	14.59	15.33	17.39	16.87

*Last Week's numbers are rounded

Weekly Beef Breakdown (# of loads) Source: USDA, Urner Barry
 1 load = 40,000 lbs.

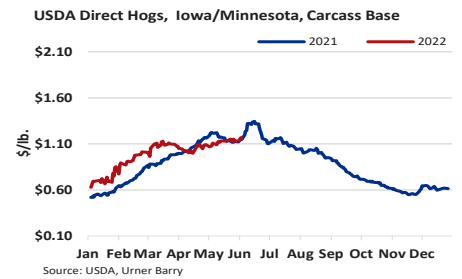
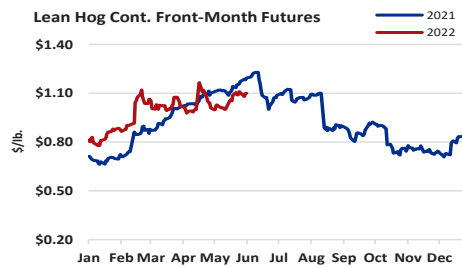


PORK PRODUCTION



LIVE HOGS & CUTOUT

PORK CUTOUT	May-27	Jun-03	Change
Loin	105.350	106.110	0.760
Butt	108.870	112.750	3.880
Picnic	73.400	75.830	2.430
Sparerib	209.860	201.410	-8.450
Ham	86.530	90.960	4.430
Belly	163.780	173.730	9.950
Cutout Value	107.025	110.2	3.175



PORK COMMENTARY

This week in the pork market, post-holiday factors, the reduced slaughter, and increased seasonal demand influenced pork trade this week. Urner Barry's pork carcass cutout increased by 2.97 percent during the week. Estimates of margins for outside purchasers of hogs on Thursday were -\$20.36/head while margins for vertically integrated packers were estimated at \$38.03/head.

PORK PRODUCTION: Pork production for the week ending 6/4/2022 was estimated to be 445.5 million pounds. This was a 12.9 percent decrease from last week and a 4.2 percent increase from a year ago. Live hog weights averaged 292 pounds for the week, even with last week and 3 pounds heavier than a year ago.

GREEN MEATS: In the green meat complex, hams were mixed. Bone-in hams continued to see support on active export interest from Mexico while boneless product struggled to find traction resulting in mostly sideways trade. Bellies were firm on active food service interest while demand from retail applications varied by region. In trim, 42s, 72s, and boneless picnics all saw support on limited supply from the reduced slaughter and increased demand for grilling items.

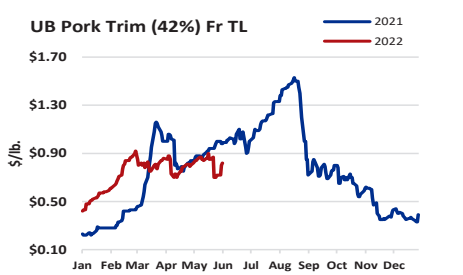
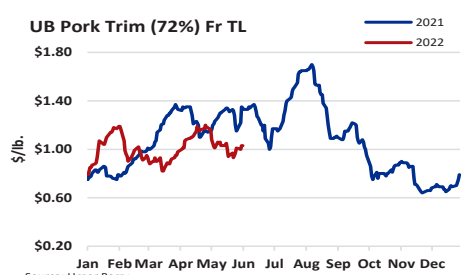
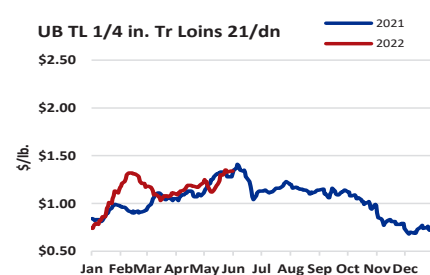
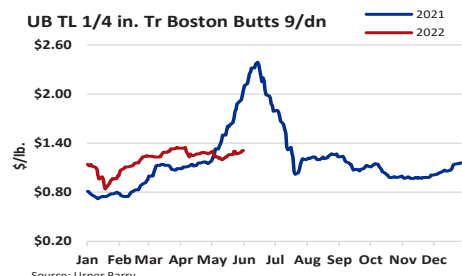
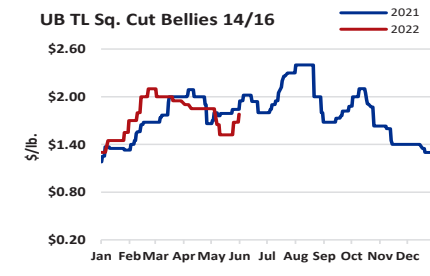
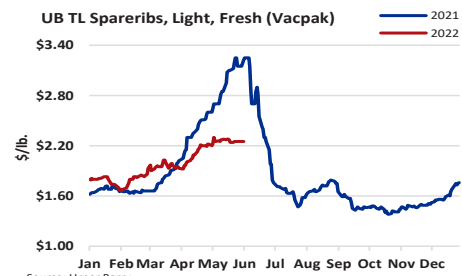
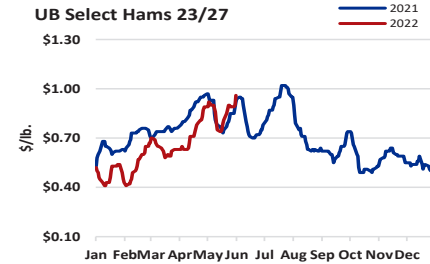
HAMS: Bone-in ham values closed \$7.00/cwt to \$7.50/cwt stronger while boneless cuts were generally unchanged.

BELLIES: Skinless bellies were \$6.00/cwt to \$12.50/cwt higher.

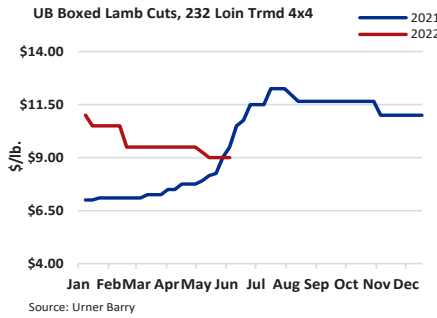
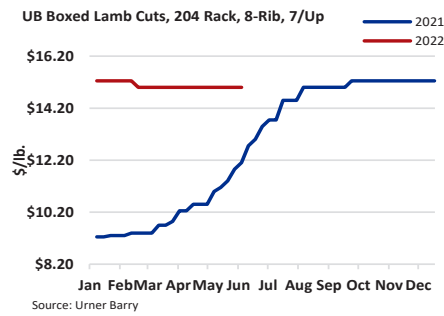
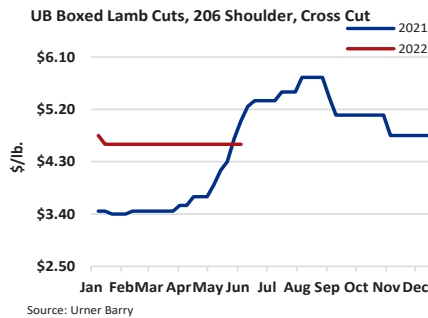
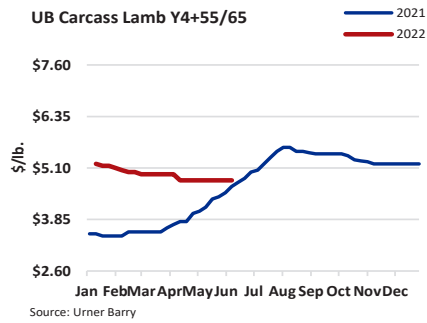
TRIMMINGS: 42s were \$13.50/cwt lower while 72s were \$5.00/cwt firmer. Meanwhile, boneless picnics were \$9.50/cwt stronger.

RETAIL: 1/4" bone-in loins were \$3.00/cwt weaker while 1/8" loins were \$1.00/cwt stronger. Boneless strap-on loins were \$3.50/cwt higher and boneless strap-off loins were \$2.50/cwt stronger. Bone-in sirloins were \$10.50/cwt lower while boneless sirloins were \$1.50/cwt weaker. Tenderloins were \$5.00/cwt higher for the week. 1/4" bone-in butts were \$4.00/cwt higher while boneless butts were \$4.50/cwt stronger. Light and medium spareribs were \$9.50/cwt lower and \$8.00/cwt weaker respectively.

PORK PROCESSING ITEMS & RETAIL CUTS

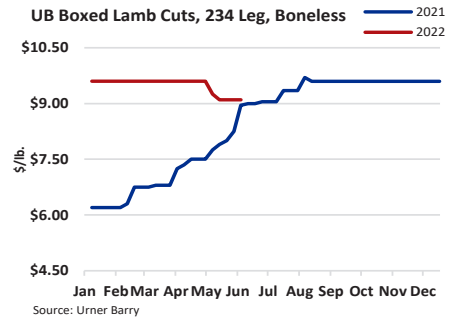


LAMB

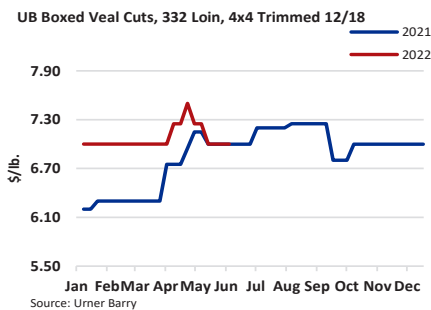
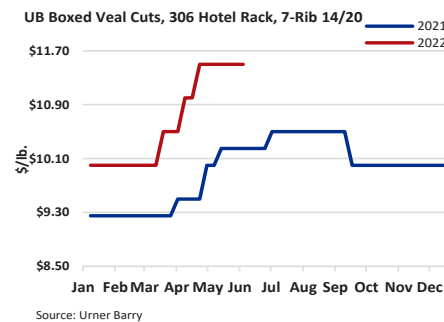
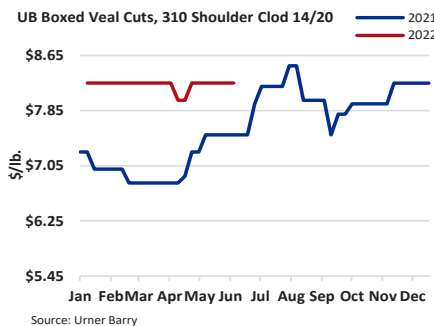
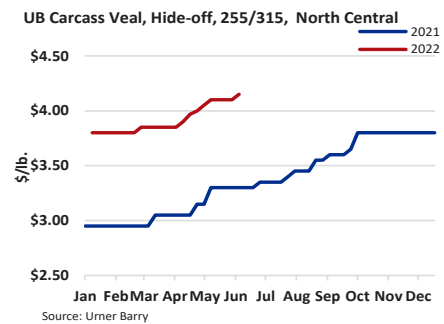


LAMB COMMENTARY

Lamb carcasses were generally unchanged this week following their recent strength. For boxed cuts, a majority of items traded near their recently established ranges. Legs, foreshanks, and breasts saw support while shoulders and loins were under pressure. In the most recent USDA Weekly Meat Production Under Federal Inspection report, weekly sheep slaughter was at 35,000, which was even with last week and this same week a year ago. Average weights were 135 pounds, which is 5 pounds heavier than the previous week.

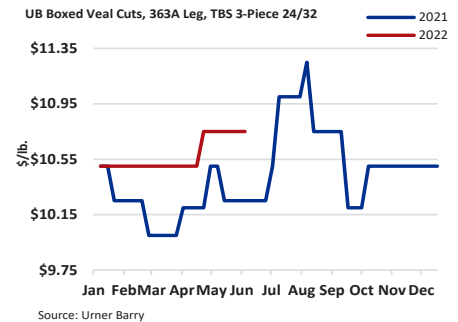


VEAL

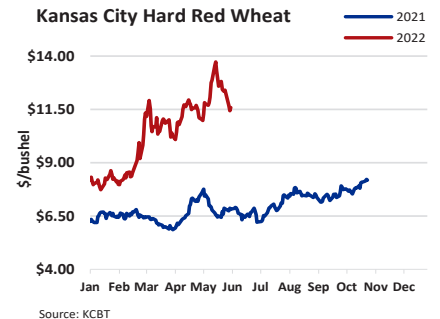
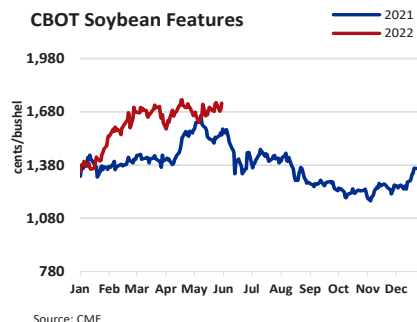
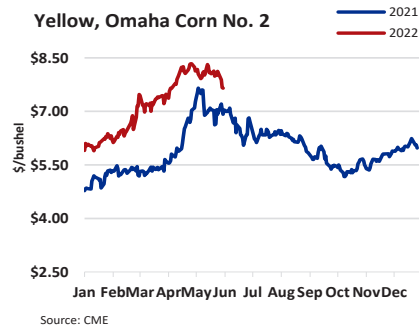


VEAL COMMENTARY

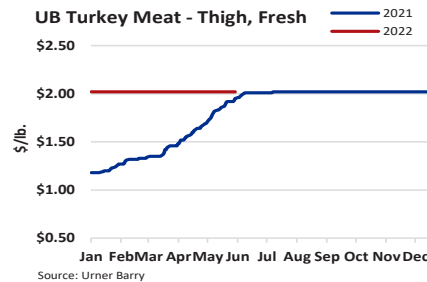
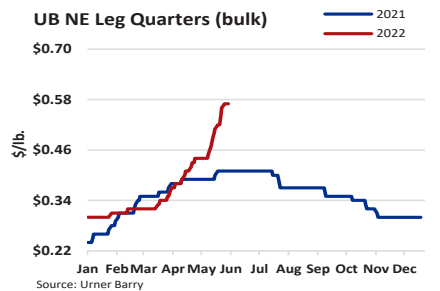
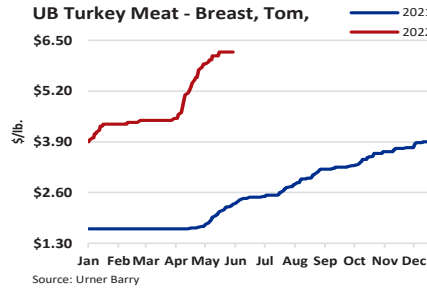
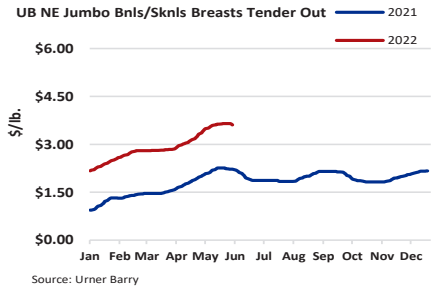
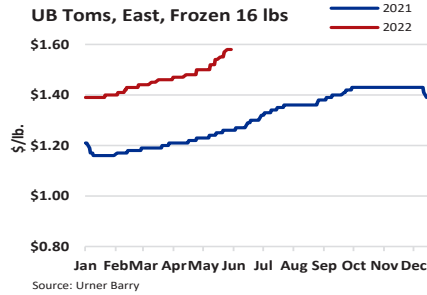
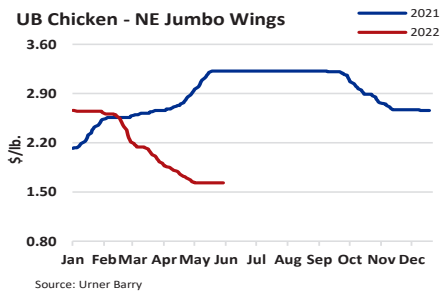
Veal carcasses were called full steady this week as they traded higher than their recently established ranges. Boxed cuts were generally unchanged with demand being moderate following Memorial Day weekend. The USDA Special Fed Veal Slaughter was at 2,820; that is roughly a 10.2% decline from the week prior. Special Fed Veal Dressed Weights came in at 289.3 pounds, which is down 4.1 pounds from the previous week.



FEEDS: CORN, SOY BEAN, RED WHEAT



POULTRY



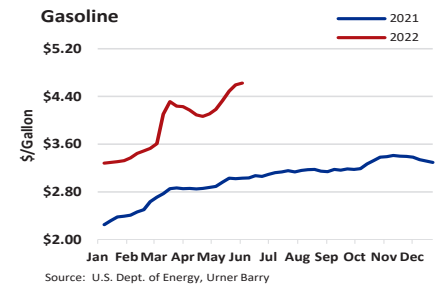
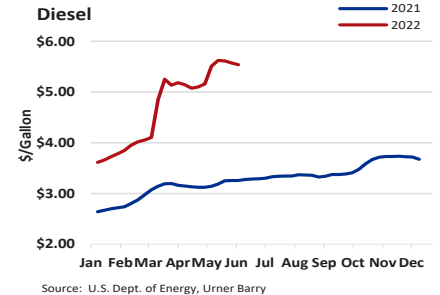
POULTRY COMMENTARY

Whole chickens and WOGs remain in steady overall shape at this week's close. Consistent demand via fast food and retail keeps offerings in adequate balance. Jumbo boneless began to see some downward pressure and was inked with regularity at lower levels. Small and medium sizes remain steady if not a hair better. Tenders, as well as chunk and trim meats, continue to be barely adequate for the call. In wings, all sizes are well established at their currently listed values. The back half remains in full steady territory, but upward price momentum has slowed due to the all-time high ask prices. Thigh meat has shown little signs of slowing and is sold in minimal volumes at varying degrees of up money.

Whole-body toms and hens, along with consumer and institutional-sized breasts, remain in strong pursuit but supply is tough to uncover. In parts, tom whole and two joint wings are sought after

with aggression at premium levels. Necks moved a bit higher as well. Drums and gizzards are inked at steady price points. The raw materials segment remains in full steady to firm position. Breast meat, tenders, and scapula are short of buyer needs and held with supreme confidence. Breast trim is likewise tight and only inked if premiums are in play. MST demand continues to be robust, which keeps offerings from hitting the spot market in most scenarios.

ENERGY



ANNOUNCEMENT

Urner Barry Price Reporting Receives Independent Assurance of IOSCO Compliance Achieving the Gold Standard for Price Reporting

For over 160 years, Urner Barry has been the trusted source for benchmark pricing in the food and agriculture industry. Now, the company has successfully completed an independent review of its price reporting methodology and control procedures, confirming Urner Barry's processes are aligned with the International Organization of Securities Commissions (IOSCO) Principles for Price Reporting Agencies (PRAs).

The Type 1 assurance report, issued by auditor BDO, examined eight benchmark price indices.

"Our clients require the highest quality information to effectively conduct their business and navigate the supply chain," said Urner Barry CEO, Joe Muldowney. "This independent assurance review reflects the pledge we undertake to provide them with robust, independent, and accurate market coverage."

Read more about the latest quality assurance [HERE](#)

Contributors:

- Joe Muldowney - joemo@urnerbarry.com
- Russ Whitman - rwhitman@urnerbarry.com
- Russ Barton- rbarton@urnerbarry.com
- Gary Morrison- gmorrison@urnerbarry.com
- Bill Smith - bsmith@urnerbarry.com
- Matt Busardo - mbusardo@urnerbarry.com
- Dylan Hughes - dhughes@urnerbarry.com
- Ryan Hojnowski - rhojnowski@urnerbarry.com
- Todd Unger - tunger@urnerbarry.com

This report is offered to you conditioned on your acceptance without modification of the terms, conditions, and notices contained herein. Please read the End-User License Agreement (the "Agreement), a copy of which is available at www.urnerbarry.com before utilizing this Urner Barry product. Your use of a particular UB Product(s) may also be subject to additional terms set forth in the Agreement. Your use of the UB Product(s) constitutes your acceptance of all of the terms, conditions, and notices set forth in the Agreement. Urner Barry reserves the right to amend, remove, or add to these terms, conditions and notices at any time without notice. Accordingly please continue to review the Agreement whenever accessing or using the UB Product(s). If at any time you do not accept the Agreement along with the terms and conditions outlined in the Services and Products Order Form, you may not use this or any UB Product. Commodity Indexes, Cattle Fax, Daily Beef Quotations, Daily Pork Quotations, Daily Lamb & Veal Quotations, Daily Poultry Quotations, Beef and Pork Futures, USDA Direct Hogs, are quoted in \$/lb; USDA Slaughter is quoted as Head in Thousands; USDA Production is quoted as Pounds in Millions; USDA Weights are quoted in Pounds; USDA Drop credit is quoted in \$/cwt live; Feeds are quoted in \$/Bushel; Gasoline & Diesel are quoted in Cents/Gallon.