

Friday, May 13, 2022

Number 20 - Volume 15

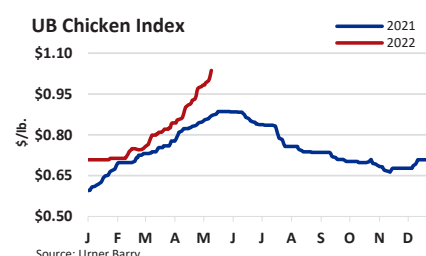
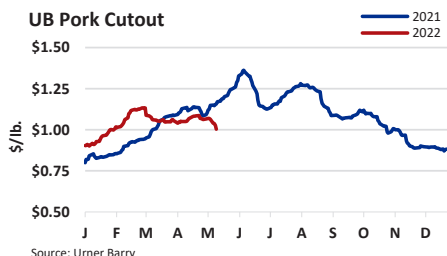
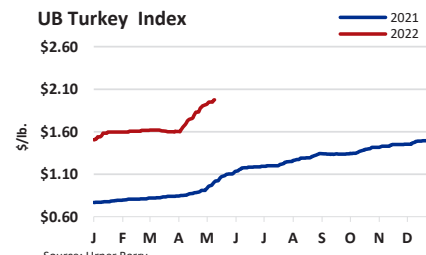
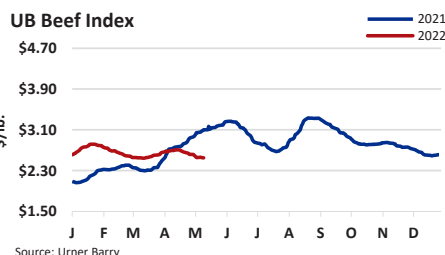
WEEKLY COMMODITY AT A GLANCE

	This Week	Last Week	Last Year
Omaha, US No 2 Yellow Corn	UNQ	8.05	7.03
CBOT Soybean	1,723.25	1,655.50	1,574.25
NYMEX Light Crude Oil	110.49	109.77	65.49
Loose Lard, Chicago Basis	0.82	0.82	0.58
Edible Tallow, Chicago Basis	UNQ	UNQ	UNQ
Beef Trimings, 90% Fresh	275.00	276.00	258.00
Beef Trimings, 50% Fresh	106.00	112.00	88.00
Aust/NZ Blend Cow 90% EC Spot	288.00	295.00	274.00
USDA Drop Credit	0.134	0.136	0.121
112A 3 Ribeye Roll, Lip-On CH	900.00	900.00	1,325.00
116A 3 Chuck Roll, Neck-Off CH	280.00	265.00	380.00
168 3 Round, Top (Inside) CH	290.00	290.00	330.00
180 3 Strip Loin, Bnls, 0x1 CH	783.00	813.00	1,020.00
136 Coarse Ground 81%	268.00	268.00	281.00
189A 4 Loin, Tenderloin, PSMO CH	1,350.00	1,475.00	1,700.00
Cattle-Fax, 6-State Fed Steer Price	142.61	142.55	119.18
Select Hams 20/23	79.00	92.00	78.00
Sq Cut Bellies 14/16	152.00	185.00	179.00
1/4 Trmd. Loins 21/dn	114.00	119.00	131.00
1/4 Tr Boston Butts 9/dn	120.00	123.00	155.00
Spareribs, Light, Fresh	228.00	225.00	308.00
Fresh Pork Trim (42%)	84.00	85.00	92.00
Fresh Pork Trim (72%)	103.00	101.00	134.00
Carcass Lamb Y4+55/65	4.80	4.80	4.15
Lamb Cuts, 204 Rack, 8-Rib, 7/Up	15.00	15.00	11.15
Lamb Cuts, 206 Shoulder, Cross Cut	4.60	4.60	4.15
Lamb Cuts, 232 Loin Trmd 4x4	9.00	9.25	8.15
Lamb Cuts, 234 Leg, Boneless	9.10	9.25	7.90
Carcass Veal, Hide-off, 255/315, NC	4.10	4.10	3.30
Veal Cuts, 306 Hotel Rack, 7-Rib 14/20	11.50	11.50	10.25
Veal Cuts, 310 Shoulder Clod 14/20	8.25	8.25	7.50
Veal Cuts, 332 Loin, 4x4 Trim 12/18	7.00	7.25	7.00
Veal Cuts, 363A Leg, TBS 3-Pc 24/32	10.75	10.75	10.25

Quotes represent the high side of Friday's trading range

RIEMANN CONTRACT SETTLEMENTS

	5/13	5/6	4/29
Weekly Imported Aust/NZ Blend Cow 90% EC 7:45	2.91	2.98	3.00
Weekly Weighted Average Blended Boxed Beef Cutout Index	253.43	255.66	260.81



EST. DAILY CATTLE SLAUGHTER

	M	T	W	TH	F	S	Total
TW	121	125	125	124	120	42	657
LW	111	126	126	124	121	49	657
*LY	113	119	119	115	116	63	644

EST. DAILY HOG SLAUGHTER

	M	T	W	TH	F	S	Total
TW	461	480	476	472	438	48	2,375
LW	482	480	482	478	444	48	2,414
*LY	477	481	472	481	462	11	2,384

EST. DAILY SHEEP SLAUGHTER

	M	T	W	TH	F	S	Total
TW	10	7	7	8	5	0	37
LW	9	7	7	7	5	0	35
*LY	12	8	8	6	5	0	39

EST. DAILY CALVES SLAUGHTER

	M	T	W	TH	F	S	Total
TW	2	2	1	1	1	0	7
LW	2	2	1	1	1	0	7
*LY	1	0	1	1	2	1	6

EST. DAILY COW & BULL SLAUGHTER

	F	S	M	T	W	TH	Total
LW	4/29	4/30	5/2	5/3	5/4	5/5	
	24	6	26	28	29	29	142
TW	5/6	5/7	5/9	5/10	5/11	5/12	
	26	8	27	27	29	29	146
*LY	25	11	23	26	27	25	137

*Last Year's numbers are rounded

FOREIGN EXCHANGE RATES

	This Week	Last Week	Last Year
Australia, Dollar	0.688	0.708	0.780
Mexico, Peso	20.247	20.212	19.816
Canada, Dollar	1.301	1.286	1.204
Japan, Yen	129.052	130.640	108.947
China, Yuan (RMB)	6.801	6.674	6.425
Brazil, Real	5.139	5.088	5.259
South Korea, Won	1,282.28	1,271.28	1,128.39
Taiwan, Dollar	29.832	29.648	27.930
European Union, Euro	1.037	1.056	1.221

COLD STORAGE STOCKS

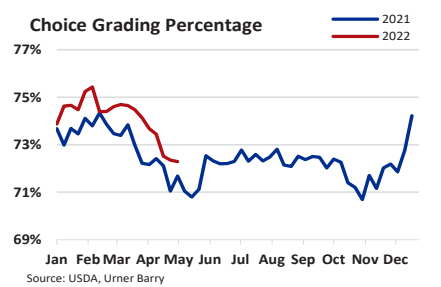
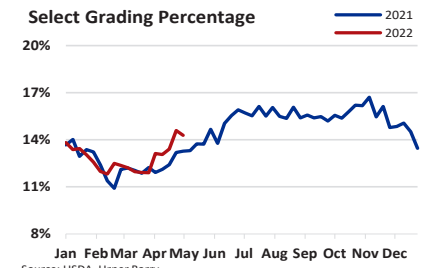
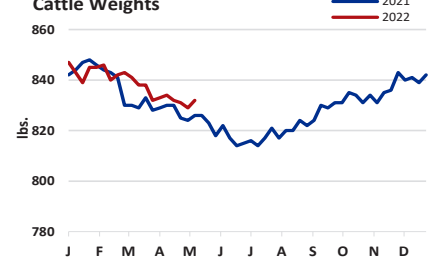
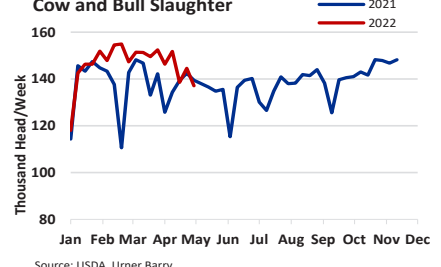
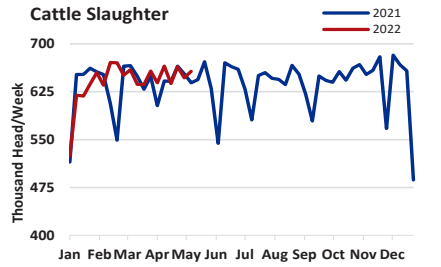
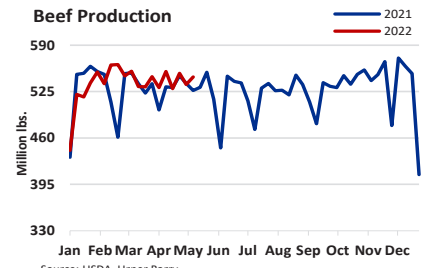
(Pounds in Thousands)	3/31/21	2/28/22	3/31/22
Beef in Freezer, Bnls	450,662	484,417	487,169
Cuts	32,328	47,083	49,718
Total Beef	482,990	531,500	536,887
PORK & OTHER	3/31/21	2/28/22	3/31/22
Pork in Freezer, Picnics	7,564	7,688	9,538
Hams	60,776	84,248	74,055
Bellies	35,398	50,139	56,779
Loins	47,628	43,026	39,792
Spareribs	100,710	107,744	116,749
Butts	18,152	23,611	20,658
Trimings	40,173	54,019	52,981
Other Pork in Freezer	68,012	42,164	47,096
Total	451,042	479,891	487,190
Veal in Freezer	8,557	3,010	2,682
Lamb & Mutton in Freezer	25,342	22,224	24,006
Total	33,899	25,234	26,688

Data Updated: April 22, 2022

URNER BARRY'S WEEKLY RED MEAT INSIDER'S REPORT is available on FoodMarket.com and through UrnerBarry's flagship service Comtell Online. FoodMarket is available for \$37.00 a month.

UB BEEF CUTOUT May-13 v. May-06				
	CHOICE	SELECT	NO-ROLL	CAB
Rib	-0.73%	-1.39%	-0.54%	-0.51%
Chuck	2.87%	0.27%	-0.39%	-0.77%
Round	-0.72%	-1.04%	-0.69%	-1.10%
Loin	-2.85%	-1.72%	-1.51%	1.32%
Brisket	-4.04%	-5.51%	-4.09%	-3.72%
Plate	0.01%	0.01%	0.01%	0.00%
Flank	-0.15%	-0.14%	-0.15%	0.51%
Total	-0.67%	-1.11%	-0.92%	-0.20%

BEEF



BEEF COMMENTARY

The boxed beef market managed closer to steady this week compared to the previous couple but discounting was still evident where needs were competitive. But we are now two weeks into the month of May, and this has prompted buyers to step in more often with Memorial Day along the horizon. It appeared we are back into more of a sideways chop than anything, as slaughters continued at full steam. This has allowed buyers to step in when needed. Weather continues to be an issue for many parts of the U.S. which has really slowed demand when considering historical. Inflation concerns remain high as many wonder what expendable income the consumer really has left at this point with the daily costs of living drastically increasing over the last six months.

LIVE CATTLE: Cattle prices overall this week are steady in the South with the bulk of trade at \$140.00/cwt live full range \$137.00 to \$140.50/cwt. In the North, prices were steady to lower between \$144.00 to \$145.00/cwt live; full range \$142.00 to \$147.00/cwt. Dressed sales were down \$2.00 to \$3.00 lower between \$227.00 to \$230.00/cwt; full range \$225.00 to \$230.00/cwt.

SLAUGHTER & BEEF PRODUCTION: The weekly federally inspected slaughter was 657,000 head on par with last week. Live weights ended the week at 1374 pounds down 3 pounds on the week. Dressed weights were 831 pounds, down one pound from last week.

RIBS: Ribs held up steady on the week as many zeroed purchases for Memorial Day supplies. This continued to be an area with limited interest as inflation has many reassessing whether these items will see the support normally seen throughout the spring and into summer. Retail features have been limited for these items and tying in the less than stellar weather, demand is still noted to the tune of dull.

CHUCKS: Chucks saw better interest this week after having a broad-based weakness in the prior. Pricing has become more attractive to buyers and there is more of a willingness to stamp business at current levels. There is a belief a floor has been found on a lot of items, but this call has been made multiple times already this year.

ROUNDS: The round complex was also on the steadier side of trade this week as it seemed buyers found price levels to be fair. Deli season is now here, and this may add a layer of support into the market that was previously absent. Insides have found steady interest throughout the week and some of these needs may be from grinders. Eyes and flats seemed to carry about the same burdensome tones from sellers as supplies continued to heavily outweigh demand.

LOINS: Loins finished out another week with a consistent performance, this is and has been the only area that appeared immune to any weakness we have seen within the boxed market. Tones have not changed around these items as there is an equilibrium within this space. As grilling begins, we may hear more bullish tones surface, but this has yet to come to fruition as weather continues to be an issue.

GROUND BEEF: Buyer interest around ground beef has begun to perk up as many expect this to be a strong performer in the coming months. Interest did begin to pick up this week as many look to get into solid position for Memorial Day and the following holidays. Inflationary pressures continued to be the driver for this area as a cheap and easy alternative to cuts of beef.

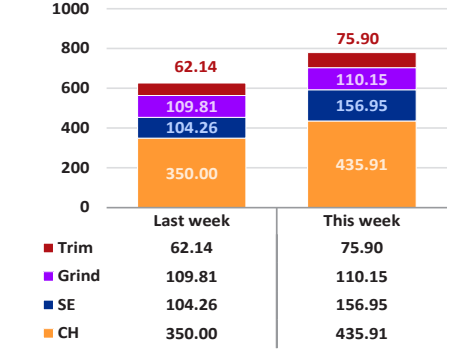
BONELESS BEEF: Overall, movement on the fresh 90s appeared to be a little lighter this week. Availability varied noticeably from region to region. Several processors indicated that they were utilizing lower priced cuts from the fed cattle sector. Fresh 50s were under some downward pressure this week as availability clearly outpaced the current demand. This week's cattle slaughter was estimated at 657,000 head.

UB BEEF CUTOUT-CH/SE SPREAD (\$/cwt)

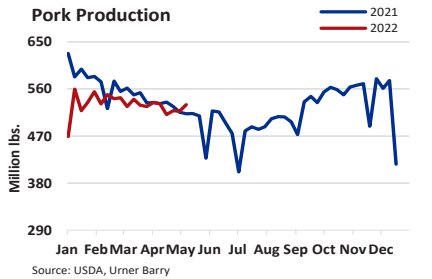
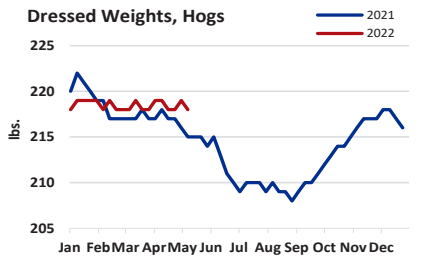
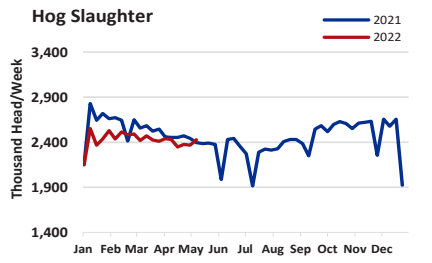
	M	T	W	TH	F
TW	11.13	12.11	11.14	11.80	11.89
*LW	12.34	11.74	11.45	11.18	10.89

*Last Week's numbers are rounded

Weekly Beef Breakdown Source: USDA, Urner Barry
 (# of loads) 1 load = 40,000 lbs.

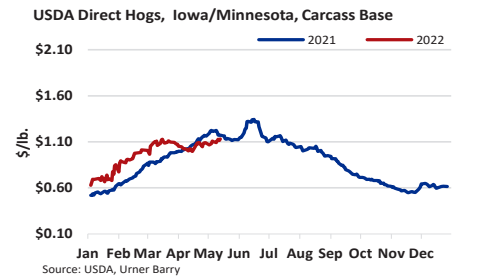
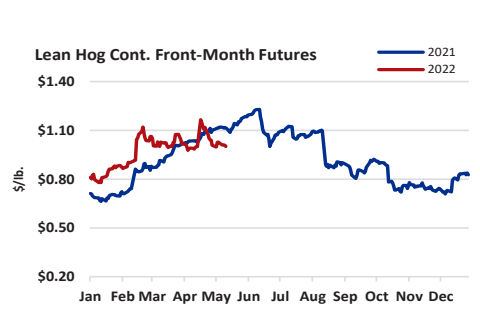


PORK PRODUCTION



LIVE HOGS & CUTOUT

PORK CUTOUT	May-06	May-13	Change
Loin	102.030	100.700	-1.330
Butt	107.000	103.510	-3.490
Picnic	70.800	70.150	-0.650
Sparerib	209.380	208.900	-0.480
Ham	85.200	79.940	-5.260
Belly	170.230	143.940	-26.290
Cutout Value	106.303	99.925	-6.378



PORK COMMENTARY

This week, recently elevated slaughter figures, mixed levels of demand, and undesirable weather ahead of Memorial Day influenced pork trade. Urner Barry's pork carcass cutout decreased by 6 percent during the week. Estimates of margins for outside purchasers of hogs on Thursday were -\$39.17/head while margins for vertically integrated packers were estimated at \$9.95/head.

PORK PRODUCTION: Pork production for the week ending 5/14/22 was estimated to be 518.4 million pounds. This was a 1.7 percent decrease from last week and a 1.2 percent gain from a year ago. Live hog weights averaged 293 pounds for the week, even with last week and 5 pounds heavier than a year ago.

GREEN MEATS: In the green meat complex, hams saw a shift in undertones this week. Bone-in hams were weak amid buyer resistance to their recently elevated price levels while boneless product was mostly steady following their recent weakness. Bellies were weak as supply was called ample following the previous week's large slaughter and consumer pushback at costly retail bacon prices. In trim, 42s, 72s, and boneless picnics were unsettled and traded in wide ranges as demand was mixed based on application.

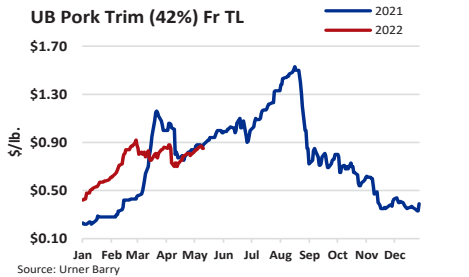
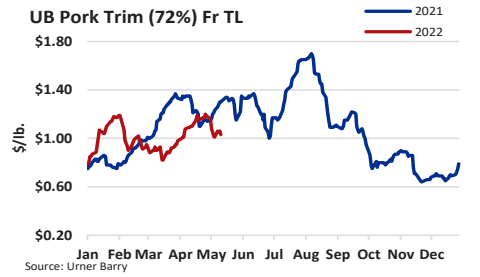
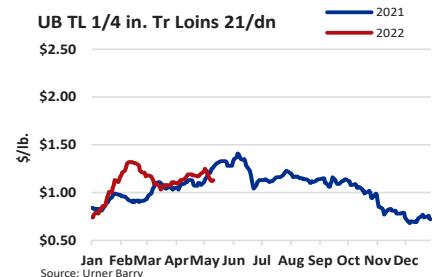
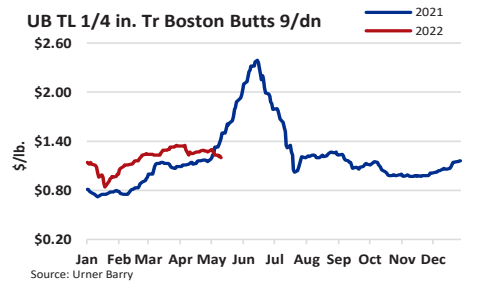
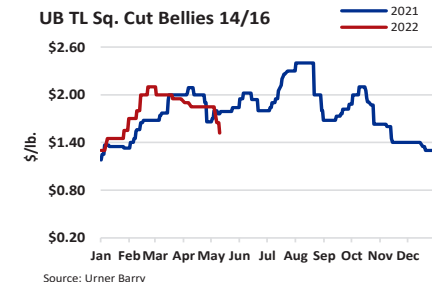
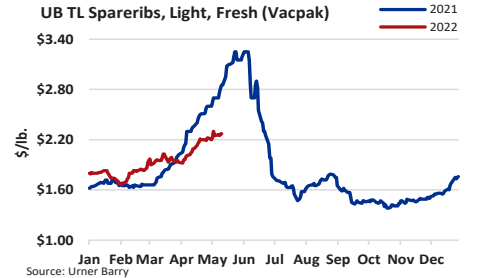
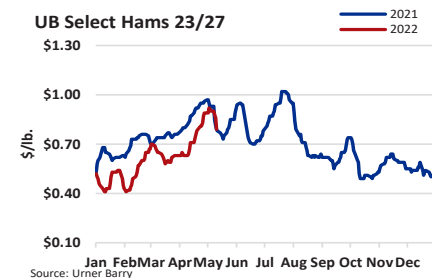
HAMS: Bone-in ham values closed \$12.00/cwt to \$15.00/cwt weaker while boneless cuts were \$7.00/cwt to \$8.00/cwt higher.

BELLIES: Skinless bellies were \$24.00/cwt to \$35.50/cwt lower.

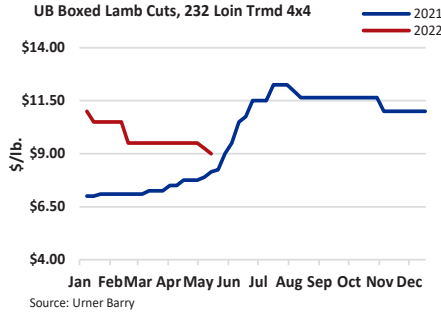
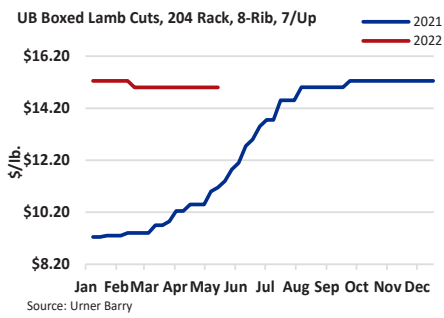
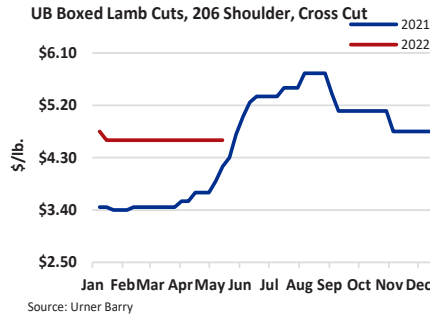
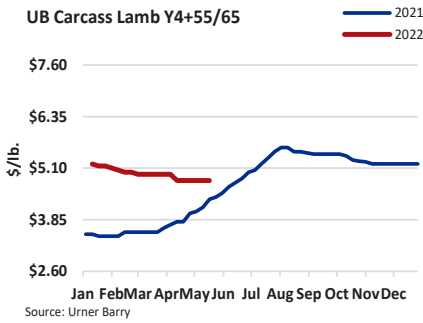
TRIMMINGS: 42s were \$3.00/cwt lower while 72s were \$1.50/cwt stronger. Meanwhile, boneless picnics were \$5.00/cwt weaker.

RETAIL: 1/4" bone-in loins were \$4.50/cwt lower while 1/8" loins were \$3.00/cwt weaker. Boneless strap-on loins were \$2.00/cwt higher while boneless strap-off loins were \$1.50/cwt weaker. Bone-in sirloins were \$3.00/cwt higher while boneless sirloins were \$1.00/cwt stronger. Tenderloins were flat for the week. 1/4" bone-in butts were \$3.50/cwt lower while boneless butts were \$3.00/cwt weaker. Light and medium spareribs were \$3.00/cwt higher and \$4.00/cwt weaker respectively.

PORK PROCESSING ITEMS & RETAIL CUTS

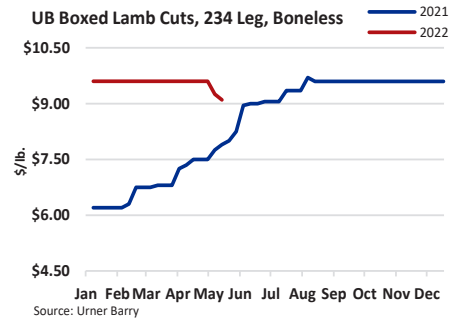


LAMB

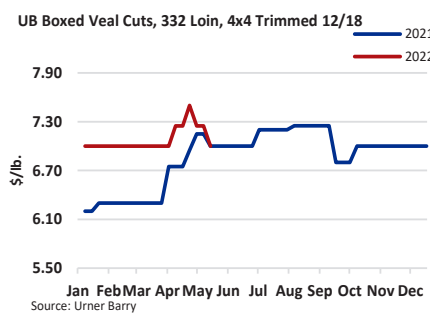
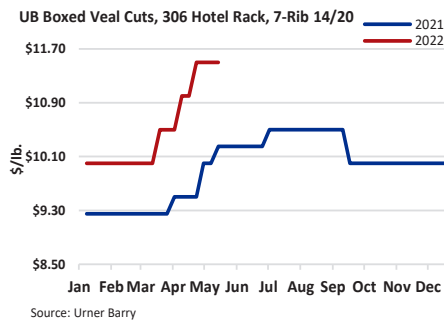
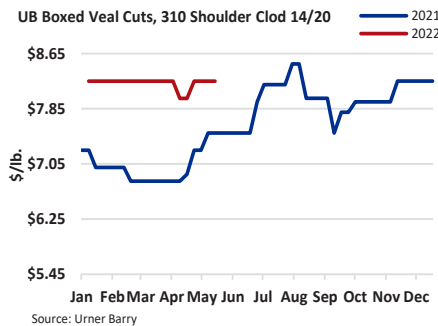
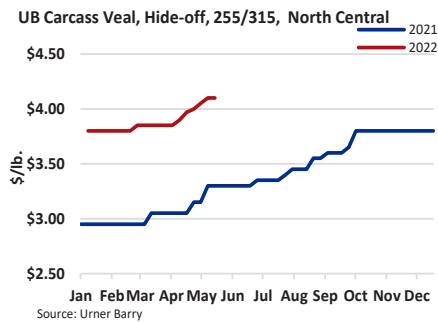


LAMB COMMENTARY

Lamb carcasses were steady to weaker this week. The heavier selections (85 and ups) were discounted more than the other selections as they were more readily available. Boxed lamb cuts were mixed. Racks and breasts trend higher this week while loins, shoulders, and legs traded near or below their recently established ranges. In the most recent USDA Weekly Meat Production Under Federal Inspection report weekly sheep slaughter was at 35,000 head, which was even with the previous week, and 6,000 less than the equivalent week last year.

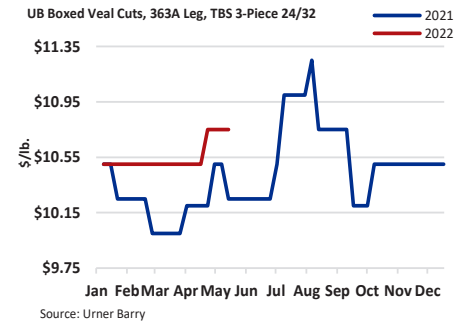


VEAL

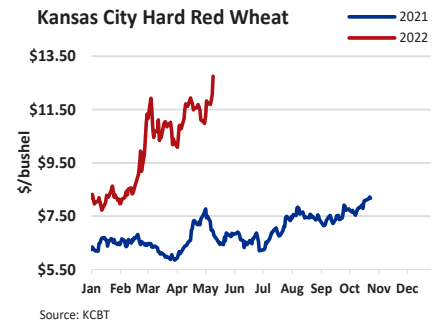
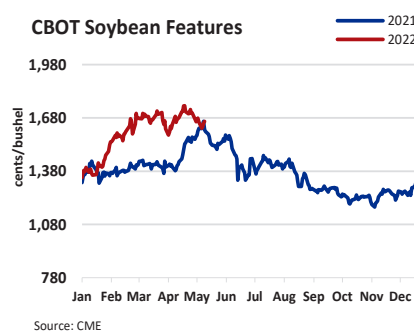
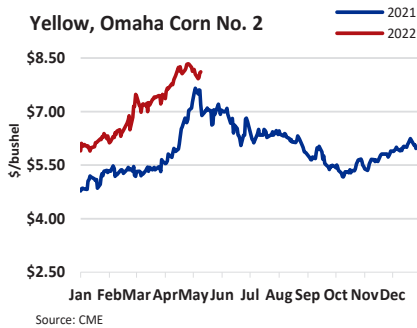


VEAL COMMENTARY

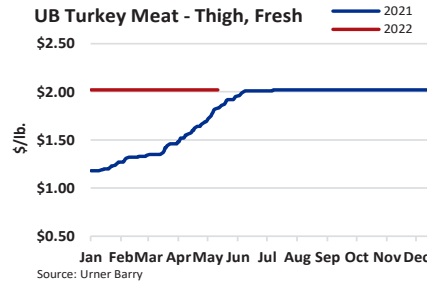
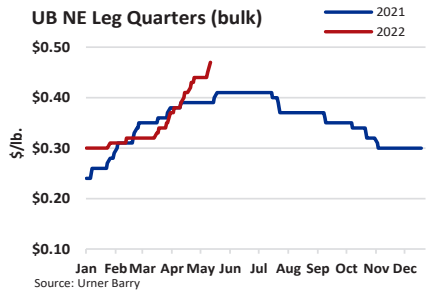
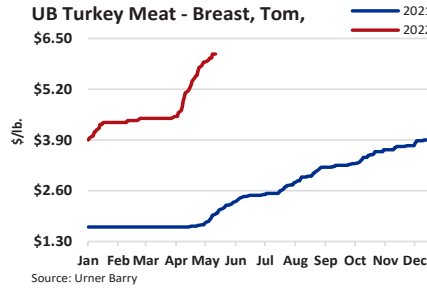
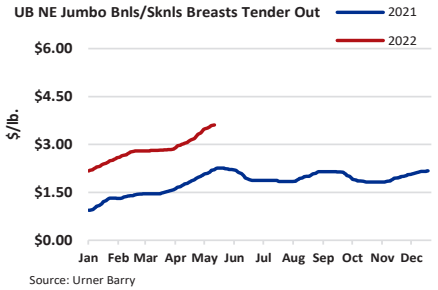
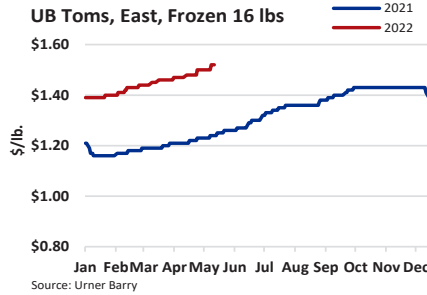
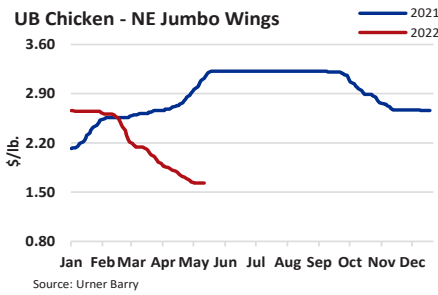
Veal carcasses were full steady this week as they strongly maintained their price levels. Osso Buco foreshanks and hind shanks were full steady while loins traded steady to softer. The USDA Special Fed Veal Slaughter was at 2757; that is roughly a 5.1% decrease from the week prior. Special Fed Veal Dressed Weights came in at 290.7 pounds, which is down 2.6 pounds from the previous week.



FEEDS: CORN, SOY BEAN, RED WHEAT



POULTRY



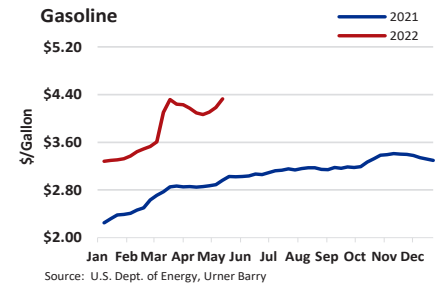
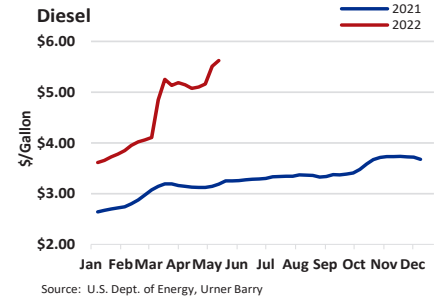
POULTRY COMMENTARY

Whole chickens and WOGs remain in steady overall shape, although some suggest product is moving at a more hand-to-mouth level at week's end. The same can be said for breasts, fronts, and boneless. Product moving into next week is reported as showing up in larger volumes from some, while others continue to note tight supplies. Tenders, as well as chunk and trim meats, remain tight and held with confidence. Medium wings are pressured and available for discount, while small and jumbo sizes are seeing more demand. The entirety of the back half is being held with supreme confidence from those on the sell-side. All lines are inked with regularity at up money as retail, foodservice, and export demand pushes values higher.

Whole-body toms and hens, in addition to consumer and institutional-sized breasts, are inked in limited volumes at up money. Offerings

remain minimal. In parts, all lines have come under a steadier market scenario than in the past as domestic demand keeps up with production. Drums, tom wings, and necks are inked within a close range of our listed quotations. All varieties of breast meat, along with tenders, scapula, and breast trim are held with confidence at up money. Seasonal demand in conjunction with minimal production has kept ask prices moving higher and offerings more or less unavailable. Thigh meat remains in full steady position as well. MST is likewise robustly positioned and sold at premiums whenever sellers have product to move.

ENERGY



ANNOUNCEMENT

Urner Barry Price Reporting Receives Independent Assurance of IOSCO Compliance Achieving the Gold Standard for Price Reporting

For over 160 years, Urner Barry has been the trusted source for benchmark pricing in the food and agriculture industry. Now, the company has successfully completed an independent review of its price reporting methodology and control procedures, confirming Urner Barry's processes are aligned with the International Organization of Securities Commissions (IOSCO) Principles for Price Reporting Agencies (PRAs).

The Type 1 assurance report, issued by auditor BDO, examined eight benchmark price indices.

"Our clients require the highest quality information to effectively conduct their business and navigate the supply chain," said Urner Barry CEO, Joe Muldowney. "This independent assurance review reflects the pledge we undertake to provide them with robust, independent, and accurate market coverage."

Read more about the latest quality assurance [HERE](#)

Contributors:

- Joe Muldowney - joemo@urnerbarry.com
- Russ Whitman - rwhitman@urnerbarry.com
- Russ Barton- rbarton@urnerbarry.com
- Gary Morrison- gmorrison@urnerbarry.com
- Bill Smith - bsmith@urnerbarry.com
- Matt Busardo - mbusardo@urnerbarry.com
- Dylan Hughes - dhughes@urnerbarry.com
- Ryan Hojnowski - rhojnowski@urnerbarry.com
- Todd Unger - tunger@urnerbarry.com

This report is offered to you conditioned on your acceptance without modification of the terms, conditions, and notices contained herein. Please read the End-User License Agreement (the "Agreement), a copy of which is available at www.urnerbarry.com before utilizing this Urner Barry product. Your use of a particular UB Product(s) may also be subject to additional terms set forth in the Agreement. Your use of the UB Product(s) constitutes your acceptance of all of the terms, conditions, and notices set forth in the Agreement. Urner Barry reserves the right to amend, remove, or add to these terms, conditions and notices at any time without notice. Accordingly please continue to review the Agreement whenever accessing or using the UB Product(s). If at any time you do not accept the Agreement along with the terms and conditions outlined in the Services and Products Order Form, you may not use this or any UB Product. Commodity Indices, Cattle Fax, Daily Beef Quotations, Daily Pork Quotations, Daily Lamb & Veal Quotations, Daily Poultry Quotations, Beef and Pork Futures, USDA Direct Hogs, are quoted in \$/lb; USDA Slaughter is quoted as Head in Thousands; USDA Production is quoted as Pounds in Millions; USDA Weights are quoted in Pounds; USDA Drop credit is quoted in \$/cwt live; Feeds are quoted in \$/Bushel; Gasoline & Diesel are quoted in Cents/Gallon.