

Friday, October 11, 2024

Number 42 - Volume 17

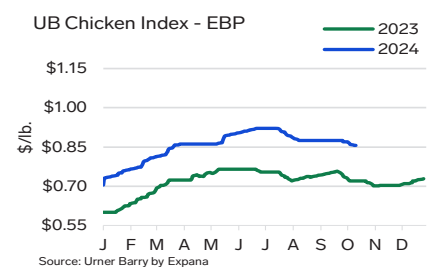
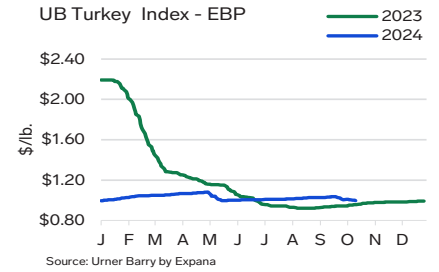
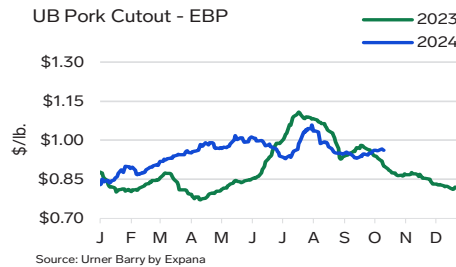
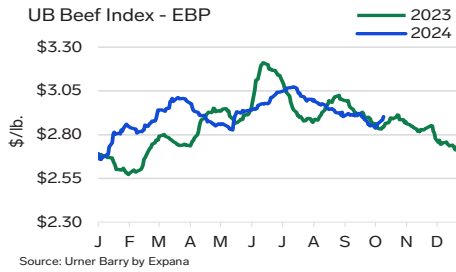
**WEEKLY COMMODITY AT A GLANCE**

	This Week	Last Week	Last Year
Omaha, US No 2 Yellow Corn	3.93	4.05	4.98
CBOT Soybean	1,005.50	1,037.75	1,280.25
NYMEX Light Crude Oil	UNQ	74.38	87.69
Loose Lard, Chicago Basis	0.56	0.56	UNQ
Edible Tallow, Chicago Basis	0.54	0.54	0.700
Beef Trimmings, 90% Fresh	354.00	356.00	297.00
Beef Trimmings, 50% Fresh	70.00	80.00	85.00
Aust/NZ Blend Cow 90% EC Spot	300.00	306.00	252.00
USDA Drop Credit	0.113	0.113	0.130
112A 3 Ribeye Roll, Lip-On CH	1,100.00	1,040.00	1,135.00
116A 3 Chuck Roll, Neck-Off CH	540.00	500.00	435.00
168 3 Round, Top (Inside) CH	338.00	320.00	358.00
180 3 Strip Loin, Bnls, 0x1 CH	685.00	675.00	640.00
136 Coarse Ground 81%	310.00	280.00	270.00
189A 4 Loin, Tenderloin, PSMO CH	1,350.00	1,350.00	1,613.00
Cattle-Fax, 6-State Fed Steer Price	185.83	183.67	183.71
Select Hams 20/23	85.00	87.00	88.00
Sq Cut Bellies 14/16	145.00	140.00	120.00
1/4 Trmd. Loins 21/dn	110.00	111.00	113.00
1/4 Tr Boston Butts 9/dn	119.00	119.00	129.00
Spareribs, Light, Fresh	148.00	147.00	125.00
Fresh Pork Trim (42%)	75.00	75.00	52.00
Fresh Pork Trim (72%)	92.00	90.00	78.00
Carcass Lamb Y4+55/65	4.40	4.40	0.00
Lamb Cuts, 204 Rack, 8-Rib, 7/Up	11.45	11.45	12.00
Lamb Cuts, 206 Shoulder, Cross Cut	4.40	4.40	3.95
Lamb Cuts, 232 Loin Trmd 4x4	7.10	7.10	7.00
Lamb Cuts, 234 Leg, Boneless	7.90	7.90	7.05
Carcass Veal, Hide-off, 255/315, NC	5.15	5.15	4.50
Veal Cuts, 306 Hotel Rack, 7-Rib 14/20	11.50	11.50	10.50
Veal Cuts, 310 Shoulder Clod 14/20	8.00	8.00	6.65
Veal Cuts, 332 Loin, 4x4 Trim 12/18	7.35	7.35	7.00
Veal Cuts, 363A Leg, TBS 3-Pc 24/32	10.25	10.25	10.25

Quotes represent the high side of Friday's trading range

**RIEMANN CONTRACT SETTLEMENTS**

	10/11	10/4	9/27
Weekly Imported Aust/NZ Blend Cow 90% EC 7:45	2.98	2.97	2.95
Weekly Weighted Average Blended Boxed Beef Cutout Index	302.70	296.71	295.62



**EST. DAILY CATTLE SLAUGHTER**

	M	T	W	TH	F	S	Total
TW	110	124	125	115	106	6	586
LW	119	124	124	124	108	12	611
*LY	123	128	126	122	111	7	616

**EST. DAILY HOG SLAUGHTER**

	M	T	W	TH	F	S	Total
TW	471	484	486	487	484	172	2,584
LW	485	486	486	476	480	173	2,586
*LY	481	487	483	484	483	189	2,607

**EST. DAILY SHEEP SLAUGHTER**

	M	T	W	TH	F	S	Total
TW	10	9	7	7	4	0	37
LW	10	7	7	8	4	0	36
*LY	6	10	7	7	5	0	35

**EST. DAILY CALVES SLAUGHTER**

	M	T	W	TH	F	S	Total
TW	1	1	1	1	1	0	5
LW	1	1	1	1	1	0	5
*LY	1	1	1	1	1	0	5

**EST. DAILY COW & BULL SLAUGHTER**

	F	S	M	T	W	TH	Total
LW	9/27	9/28	9/30	10/1	10/2	10/3	113
TW	10/4	10/5	10/7	10/8	10/9	10/10	116
*LY	26	5	26	27	27	28	139

\*Last Year's numbers are rounded

**FOREIGN EXCHANGE RATES**

	This Week	Last Week	Last Year
Australia, Dollar	0.673	0.685	0.632
Mexico, Peso	19.489	19.439	17.869
Canada, Dollar	1.374	1.353	1.366
Japan, Yen	148.886	146.776	149.545
China, Yuan (RMB)	7.076	7.045	7.305
Brazil, Real	5.590	5.460	5.053
South Korea, Won	1,350.60	1,333.52	1,351.03
Taiwan, Dollar	32.255	32.038	32.208
European Union, Euro	1.093	1.103	1.054

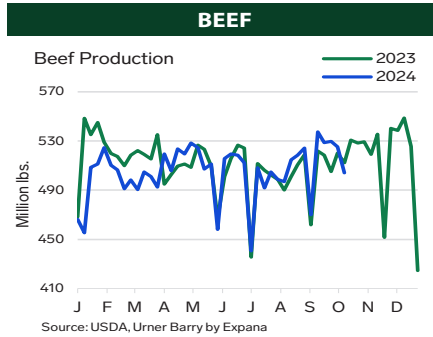
**COLD STORAGE STOCKS**

(Pounds in Thousand)	8/31/24	7/31/24	8/31/23
Beef in Freezer, Bnls	354,514	361,060	357,000
Beef Cuts	40,672	41,507	38,402
<b>Total Beef</b>	<b>395,186</b>	<b>402,567</b>	<b>395,402</b>
<b>PORK &amp; OTHER</b>	<b>8/31/24</b>	<b>7/31/24</b>	<b>8/31/23</b>
Pork in Freezer, Picnics	5,839	5,878	8,533
Hams	150,179	139,464	154,286
Bellies	25,632	42,265	36,804
Loins	34,268	33,928	33,875
Spareribs	59,331	58,840	56,769
Butts	22,272	20,706	17,164
Trimmings	38,509	37,063	40,237
Other Pork in Freezer	49,468	46,517	51,437
<b>Total Pork</b>	<b>453,641</b>	<b>453,466</b>	<b>469,243</b>
Veal in Freezer	735	629	1,148
Lamb & Mutton in Freezer	25,604	24,870	26,174
<b>Total Frozen Lamb &amp; Veal</b>	<b>26,339</b>	<b>25,499</b>	<b>27,322</b>

Data Updated: September 26, 2024

**URNER BARRY BY EXPANA WEEKLY RED MEAT MARKET UPDATE** is available on FoodMarket.com and through Uerner Barry by Expana flagship service [expanamarkets.com](http://expanamarkets.com)

UB BEEF CUTOUT Oct-11 v. Oct-04				
	CHOICE	SELECT	NO-ROLL	CAB
Rib	4.91%	0.69%	0.08%	-1.05%
Chuck	2.22%	2.06%	1.11%	-0.21%
Round	1.87%	1.09%	0.82%	0.34%
Loin	0.23%	0.33%	-0.31%	-3.39%
Briske	1.28%	-0.03%	-0.03%	-1.13%
Plate	-0.80%	-0.80%	-0.80%	-2.13%
Flank	-0.24%	-0.24%	-0.25%	-4.25%
<b>Total</b>	<b>1.91%</b>	<b>0.94%</b>	<b>0.38%</b>	<b>-1.27%</b>



**BEEF COMMENTARY**

The boxed beef market saw a broad-based uplift this week due to the combination of seller inventories in better shape along with lower production. In turn, buyers bought with caution, seeking out only what they needed to fill voids in their supplies. The bulk of items in the boxed beef arena carried steady to full steady undertones, with the exception of a few items, such as grinds, top butts, and ball tips. Hurricanes in the Southeast continued to cause some logistical problems but it did not appear to have too much impact on the beef market.

**LIVE CATTLE:** Prices this week were steady to \$1.00/cwt higher in the South at \$186.00 - \$187.00/cwt. Prices in the North were steady to \$1.00/cwt higher from \$187.00 - \$188.00/cwt (full range \$186.00 - \$188.00/cwt); dressed trades were steady at \$296.00/cwt (full range \$292.00 - \$296.00/cwt).

**SLAUGHTER & BEEF PRODUCTION:** The weekly federally inspected slaughter was 586,000 head, compared to 611,000 head last week. Live cattle weights held steady at 1411 pounds as did dressed weights at 862 pounds.

**RIBS:** Ribs were mostly steady during this week's assessment. Choice ribs increased, partly due to lower production, which gives the sellers some leverage, while select and no-roll moved sideways. Overall, the rib complex carried a steady tone, as buyers were still interested in holiday purchasing but proceeded cautiously.

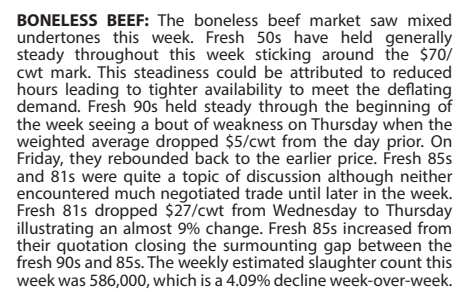
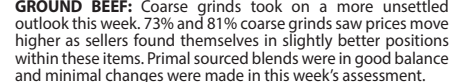
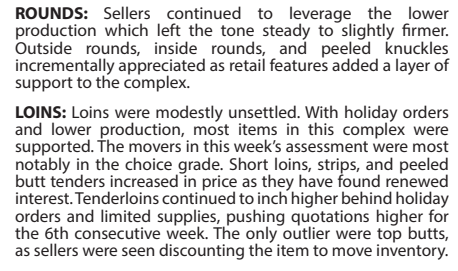
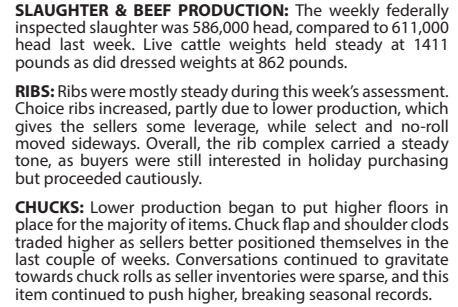
**CHUCKS:** Lower production began to put higher floors in place for the majority of items. Chuck flap and shoulder clods traded higher as sellers better positioned themselves in the last couple of weeks. Conversations continued to gravitate towards chuck rolls as seller inventories were sparse, and this item continued to push higher, breaking seasonal records.

**ROUNDS:** Sellers continued to leverage the lower production which left the tone steady to slightly firmer. Outside rounds, inside rounds, and peeled knuckles incrementally appreciated as retail features added a layer of support to the complex.

**LOINS:** Loins were modestly unsettled. With holiday orders and lower production, most items in this complex were supported. The movers in this week's assessment were most notably in the choice grade. Short loins, strips, and peeled butt tenders increased in price as they have found renewed interest. Tenderloins continued to inch higher behind holiday orders and limited supplies, pushing quotations higher for the 6th consecutive week. The only outlier were top butts, as sellers were seen discounting the item to move inventory.

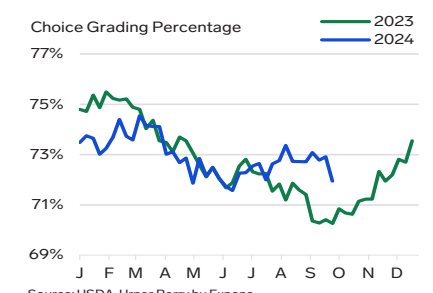
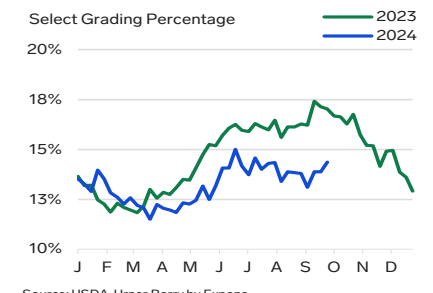
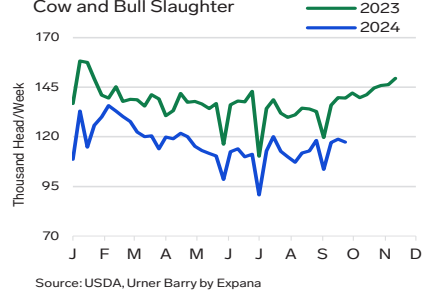
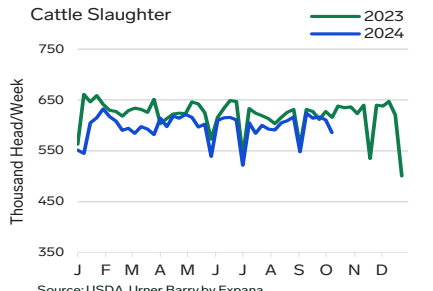
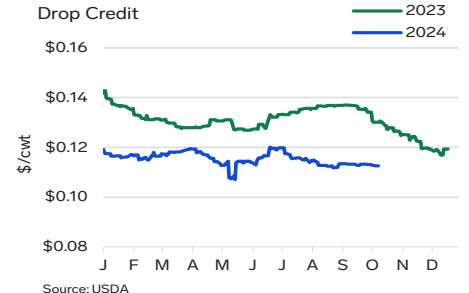
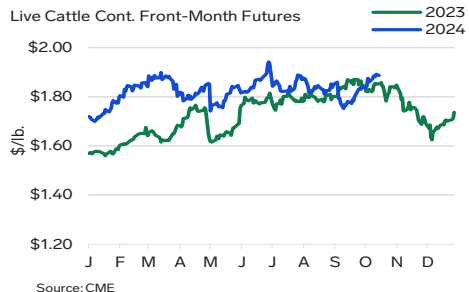
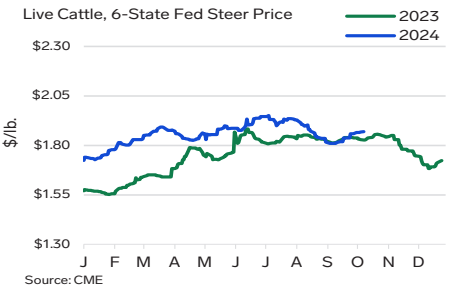
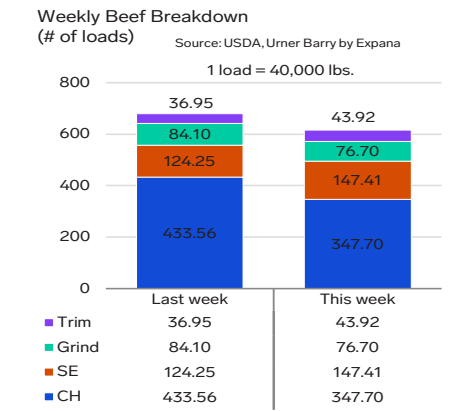
**GROUND BEEF:** Coarse grinds took on a more unsettled outlook this week. 73% and 81% coarse grinds saw prices move higher as sellers found themselves in slightly better positions within these items. Primal sourced blends were in good balance and minimal changes were made in this week's assessment.

**BONELESS BEEF:** The boneless beef market saw mixed undertones this week. Fresh 50s have held generally steady throughout this week sticking around the \$70/cwt mark. This steadiness could be attributed to reduced hours leading to tighter availability to meet the deflating demand. Fresh 90s held steady through the beginning of the week seeing a bout of weakness on Thursday when the weighted average dropped \$5/cwt from the day prior. On Friday, they rebounded back to the earlier price. Fresh 85s and 81s were quite a topic of discussion although neither encountered much negotiated trade until later in the week. Fresh 81s dropped \$27/cwt from Wednesday to Thursday illustrating an almost 9% change. Fresh 85s increased from their quotation closing the surmounting gap between the fresh 90s and 85s. The weekly estimated slaughter count this week was 586,000, which is a 4.09% decline week-over-week.

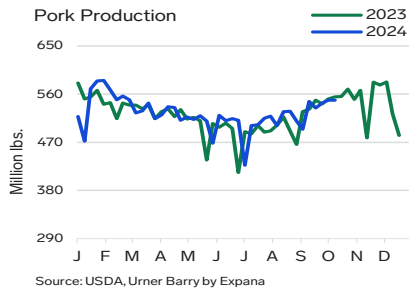
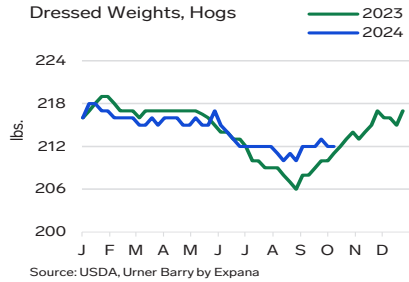
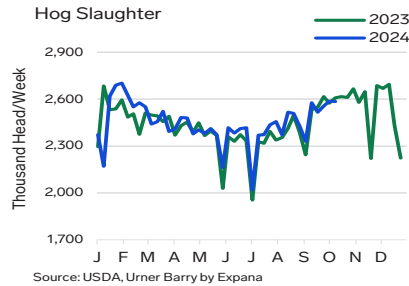


UB BEEF CUTOUT-CH/SE SPREAD (\$/cwt)					
	M	T	W	TH	F
TW	14.25	13.86	15.10	14.89	17.37
*LW	13.79	15.51	14.88	14.80	15.09

\*Last Week's numbers are rounded

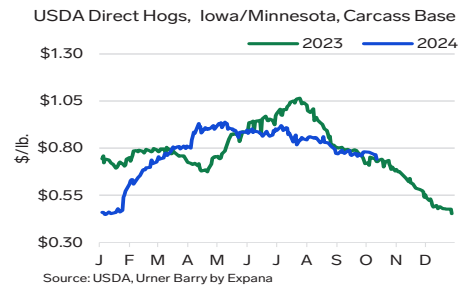
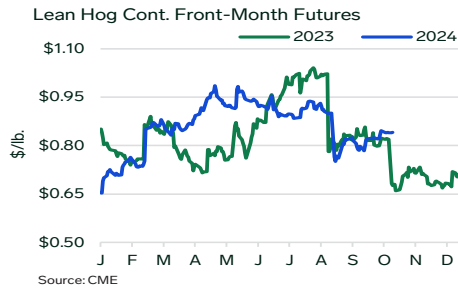


**PORK PRODUCTION**



**LIVE HOGS & CUTOUT**

PORK CUTOUT	Oct-04	Oct-11	Change
Loin	92.750	92.980	0.230
Butt	99.840	100.260	0.420
Picnic	85.830	84.800	-1.030
Sparerib	138.360	139.080	0.720
Ham	83.440	81.070	-2.370
Belly	135.560	139.610	4.050
<b>Cutout Value</b>	<b>95.993</b>	<b>96.090</b>	<b>0.097</b>



**PORK COMMENTARY**

In the pork market this week, seasonal demand dynamics, slightly lighter slaughter levels, and gradually increasing cutout values, impacted the pork market. Urner Barry's pork carcass cutout increased by 0.10 percent during the week.

**PORK PRODUCTION:** Pork production for the week ending 10/12/2024 was estimated to be 548.7 million pounds. This would be generally the same as last week and 0.4 percent lower than this same week a year ago. Live hog weights averaged 285 pounds for the week, which was the same as last week and this same week a year ago.

**GREEN MEATS:** In the green meat complex, bone-in hams were barely steady on increased availability on the spot market. Boneless hams were softer, amid decreasing retail demand. In the belly category, wide price ranges persisted though the week supported by improved buying interest for bacon products. In the trim segment, 42s, 72s, were mostly steady on limited availability, while boneless picnics were barely steady.

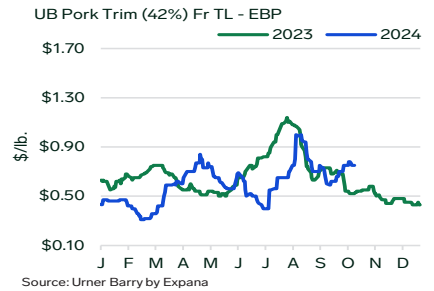
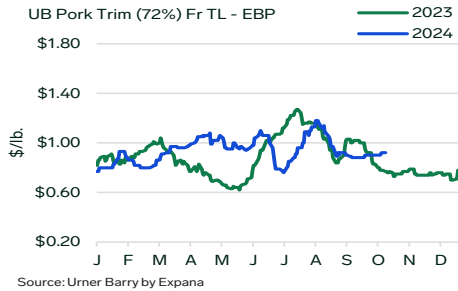
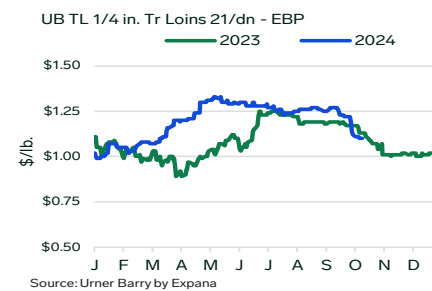
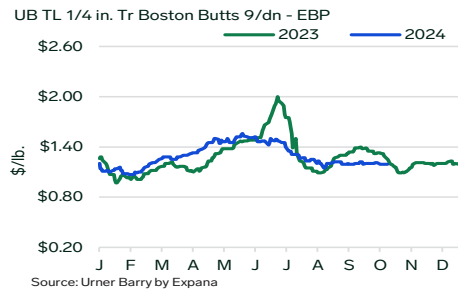
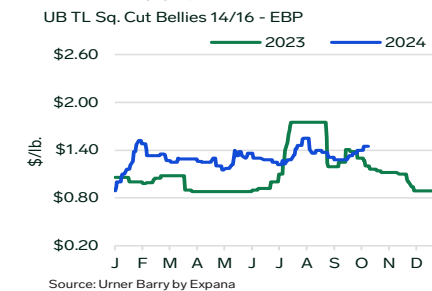
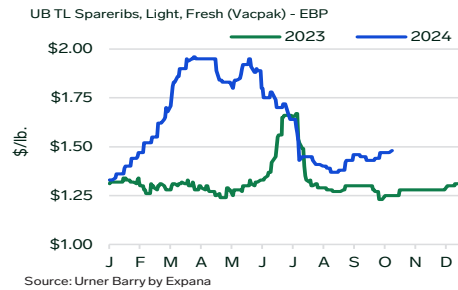
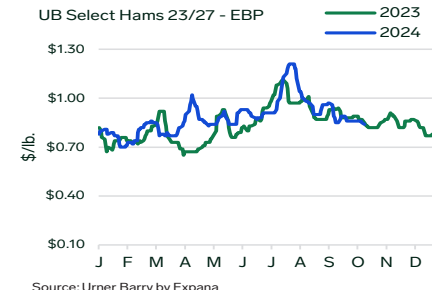
**HAMS:** Bone-in hams were \$2.00 to \$2.50/cwt weaker, while boneless ham items were \$3.00/cwt lower.

**BELLIES:** Skinless bellies were \$5.00/cwt higher.

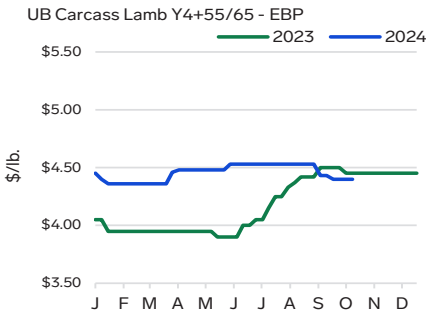
**TRIMMINGS:** 42s were \$0.50/cwt stronger, while 72s were also \$1.50/cwt higher. Boneless picnics were \$5.00/cwt lower.

**RETAIL:** 1/4" bone-in loins were \$1.00/cwt softer, while 1/8" bone-in loins were \$4.00/cwt weaker. Boneless strap-ons were steady, while strap-offs were \$2.50/cwt softer. Bone-in sirloins were steady, while boneless sirloins were \$2.50/cwt stronger. Tenderloins were \$5.00/cwt higher, while boneless butts were \$1.50/cwt lower. Light spareribs were \$1.00/cwt stronger, while medium spareribs were also \$1.00/cwt higher.

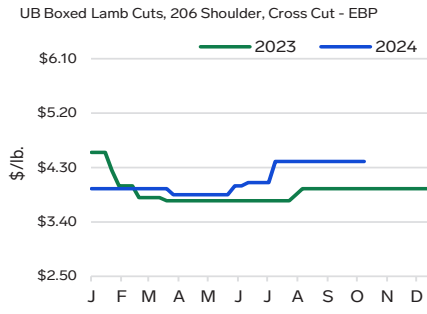
**PORK PROCESSING ITEMS & RETAIL CUTS**



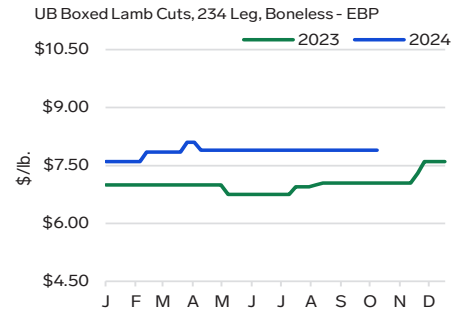
LAMB



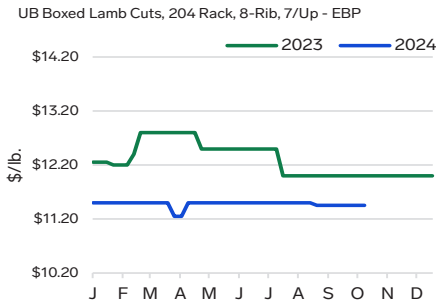
Source: Urner Barry by Expana



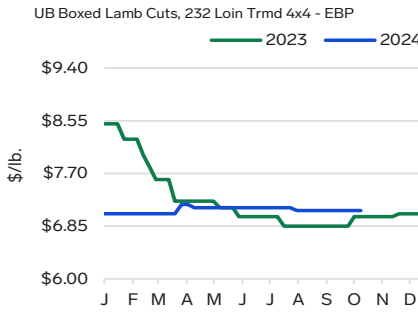
Source: Urner Barry by Expana



Source: Urner Barry by Expana



Source: Urner Barry by Expana



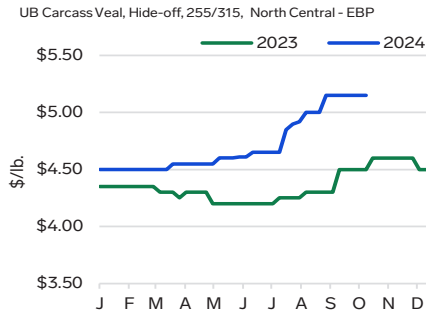
Source: Urner Barry by Expana

LAMB & VEAL COMMENTARY

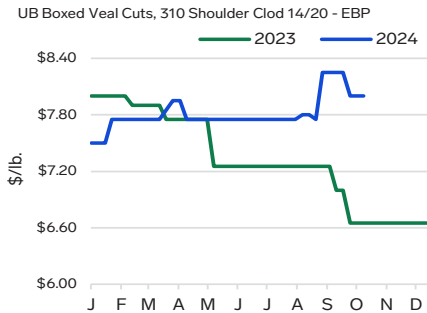
In the veal market this week, carcasses traded within recently established price levels, while boxed cuts were rated as steady. According to the latest USDA Carlot Veal Carcass report, total fed veal slaughter for the week ending October 5, 2024, was 1,860 head, marking a 13.3% decrease from the previous week. Additionally, average weights drop off by 12.5 pounds compared to the prior week, bringing the average to 300.6 pounds.

In the domestic lamb market for the week, carcasses were rated as steady to barely steady, with demand described as softer. Boxed cuts remained generally unchanged. According to the latest USDA report, fresh lamb cuts (negotiated sales) totaled 409,286 pounds, reflecting a 4.5% increase from the previous week. Trade volume for frozen products was reported at 58,433 pounds, marking a significant 49.5% decrease from the prior week. The most recent Estimated Meat Production Under Federal Inspection report recorded lamb slaughter at 36,000 head for the week, consistent with the previous week.

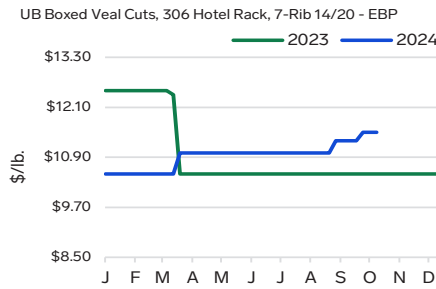
VEAL



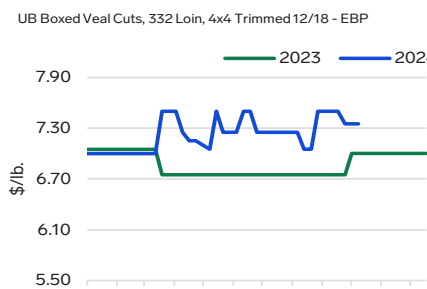
Source: Urner Barry by Expana



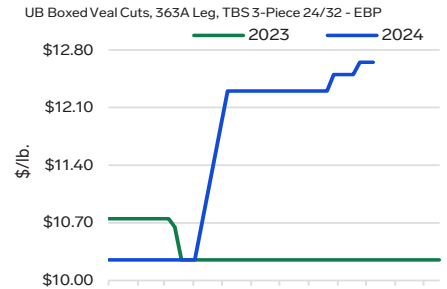
Source: Urner Barry by Expana



Source: Urner Barry by Expana

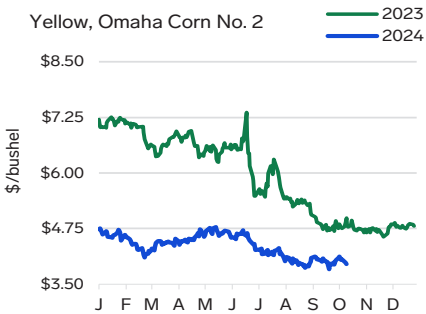


Source: Urner Barry by Expana

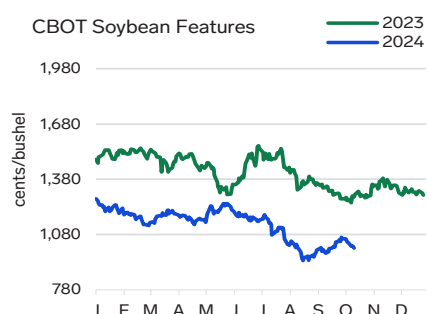


Source: Urner Barry by Expana

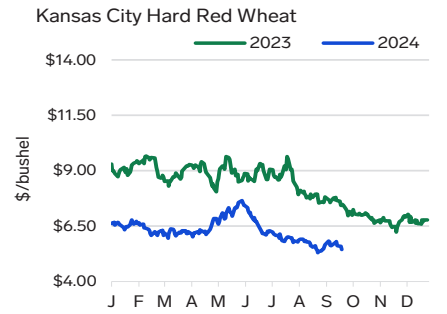
FEEDS: CORN, SOY BEAN, RED WHEAT



Source: CME

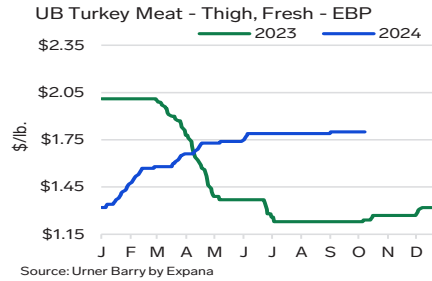
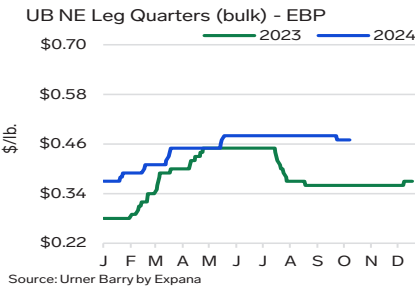
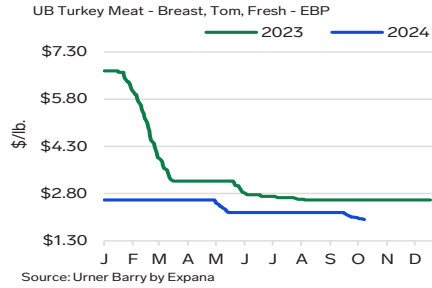
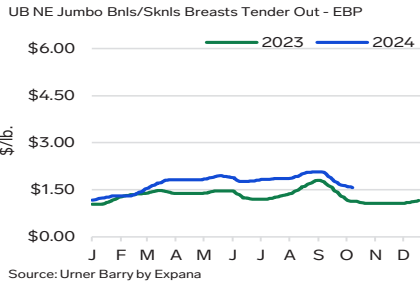
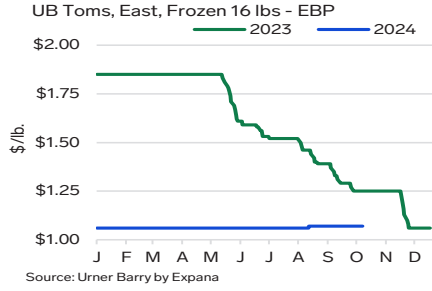
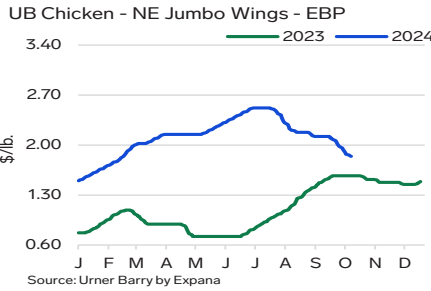


Source: CME

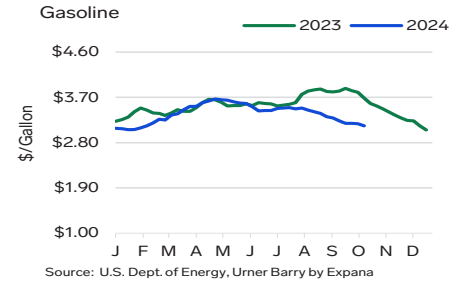
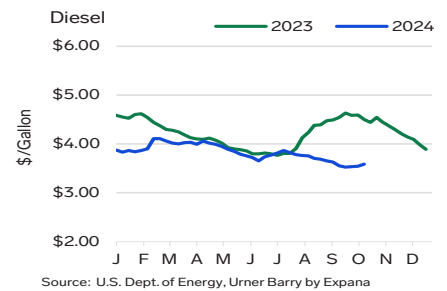


Source: KCBT

**POULTRY**



**ENERGY**



**POULTRY COMMENTARY**

All sizes of WOGs were traded in a steady manner throughout the week, supported by consistent retail demand. Breasts and front halves traded mostly uneventfully, though an increasing call for the latter was reported. The jumbo and medium boneless breast meat markets remained pressured throughout the week, but excesses in supply weren't as pronounced as some may have anticipated. The select market was stable throughout most of the week. Quotations for jumbo tenders fell sharply lower throughout the week, as did the small tenders for most of the week. By the end of the week, however, small tender supplies appeared to clear up. The same story was reported in the wing market, though initial discounting of wings was not as severe as of tenders. Despite the narrowing price gap between boneless breast meat and chunk and trim meat, sales of the latter two continued to be at market supportive prices. Supplies of the back half items were noted as being more available throughout much of the week influenced by some impacts from the port strike the week prior. Limited reports of discounting on legs surfaced. Thigh meat was readily available, and buyers were able to find production at decreased prices. Pressure was also noted on the whole leg market

but with an emphasis on NAE offerings.

Buying activity in the frozen whole turkey market was increased and sellers were optimistic in approaching the fresh season. Demand for consumer-sized breasts remained dull throughout the week, while the institutional-sizes were traded in a stable manner. Inventories of all fresh and frozen tom parts was noted as being limited and demand was especially active for frozen drums and fresh and frozen necks in both the domestic and export markets. Frozen tom, hen, and breeder breast meat was sought after, and quotations were increased over the course of the week. Conversely, the call for fresh breast meat continued to be lackluster and discounts were available. Fresh and frozen tenders traded steadily. Thigh meat supplies were readily absorbed and frozen offerings on the domestic and export markets were sold at premiums. Inventory of breast trim, scapula, and wing meat remained limited and frozen scapula, and fresh wing meat was traded at increased prices. Active demand for fresh and frozen MST continued to defy seasonal expectations.

**Contributors:**

- Joe Muldowney - joe.muldowney@expanamarkets.com
- Russ Whitman - russ.whitman@expanamarkets.com
- Mason Augustino - mason.augustino@expanamarkets.com
- Bill Smith - bill.smith@expanamarkets.com
- Matt Busardo - matt.busardo@expanamarkets.com
- Dylan Hughes - dylan.hughes@expanamarkets.com
- Todd Unger - todd.unger@expanamarkets.com

Copyright (C) Expana and Urner Barry 2024. All rights reserved. | www.expanamarkets.com | Your use of this publication is expressly conditioned on your adherence to the relevant terms and conditions which are available at https://www.expanamarkets.com/terms-conditions/. This publication is protected by applicable copyright law, please do not copy or redistribute. While data contained in this report is gathered from reliable sources, accuracy and completeness cannot be guaranteed. No content (in words or numbers whether written, electronic or oral) made available to you constitutes or is to be taken as constituting, the giving of investment advice by Urner Barry by Expana or their affiliates to any person. If you require any advice regarding your options, you should contact a suitably authorized and qualified person. All data, information and opinions are subject to change without notice. Commodity Indices, Cattle Fax, Daily Beef Quotations, Daily Pork Quotations, Daily Lamb & Veal Quotations, Daily Poultry Quotations, Beef and Pork Futures, USDA Direct Hogs, are quoted in \$/lb; USDA Slaughter is quoted as Head in Thousands; USDA Production is quoted as Pounds in Millions; USDA Weights are quoted in Pounds; USDA Drop credit is quoted in \$/cwt live; Feeds are quoted in \$/Bushel; Gasoline & Diesel are quoted in Cents/Gallon.